



# Fueling New Mexico

STATE REVENUE IMPACTS OF NEW MEXICO'S OIL AND GAS INDUSTRY

20  
20



**NMOGA**  
NEW MEXICO OIL AND GAS ASSOCIATION



---

## A LETTER FROM PRESIDENT & CEO

# Ryan Flynn

**2020** has truly been a year like none other. While we began with tremendous, even boundless optimism, we have worked for most of the year to adjust to new realities presented by an unsparing health pandemic. While these measures have been uncomfortable and difficult, we have recognized the value to our families, communities, and colleagues in limiting the spread of this devastating illness.

But even as New Mexico stayed home, our state stood up. Citizens, communities, businesses, non-profit organizations, and many others, sprang into action to aid our most vulnerable citizens, to supply and manufacture critical Personal Protective Equipment, and to support our frontline workers and essential personnel. People came together to help address immediate and long-term needs in support of pandemic recovery efforts across our state. NMOGA's own community fund, the Brighter Future Fund, followed their lead in targeting resources toward fighting hunger and ensuring food security for vulnerable populations.

New Mexicans' strength and resilience in response to these troubling times should be commended – not the least of which includes our medical professionals, first responders, and other essential personnel who have risen and performed remarkably at a time when we needed them most.

As the foundation of our economy, New Mexico's oil and gas industry has remained at work, powering families, businesses, and communities and keeping them on the move when necessary. Oil and natural gas production continued to set new marks throughout the year, and as a result of this hard work, oil and gas is again delivering for the state of New Mexico to the tune of \$2.8 billion in fiscal year 2020. That includes almost \$1.4 billion for public schools and higher education, \$640 million for health and human services, and \$157 million for public safety, among many other public spending priorities. These figures place oil and gas revenue near record levels, ranking only second to 2019's \$3.1 billion.

The oil and gas industry is committed to New Mexico, and will continue to deliver the resources New Mexicans depend upon. Our statewide recovery is in sight, but for New Mexico to thrive once again we cannot abandon the pillars of communities and business that are vital to our state and its future. Working together, the oil and gas industry will continue to provide for New Mexico as it always has and will emerge stronger and more resilient than ever before.

**Ryan Flynn** | President and Chief Executive Officer, New Mexico Oil and Gas Association



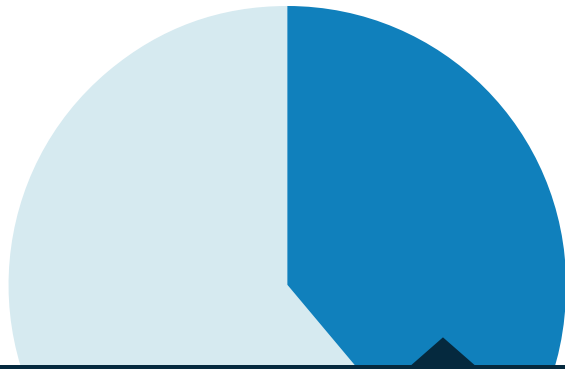
# The General Fund

Total contribution from oil and gas to the state budget:

# \$2.8 billion

IN FY20

Accounts for



**33.5%**

of New Mexico's  
state budget.

And an average of

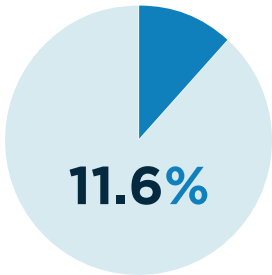


**32.5%**

over the past  
decade.

# The General Fund

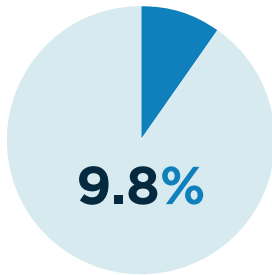
## TAXES



**11.6%**

Gross Receipts Tax

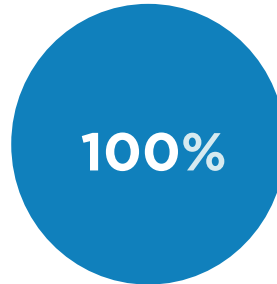
**\$341 million**



**9.8%**

Personal Income Tax

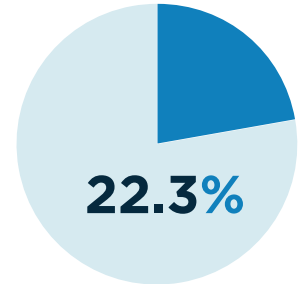
**\$166 million**



**100%**

Oil and Gas School Tax

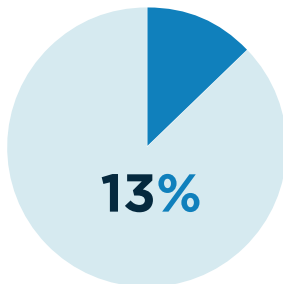
**\$389.6 million**



**22.3%**

Compensating Tax

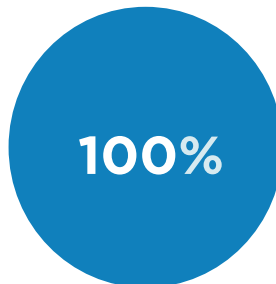
**\$14.2 million**



**13%**

Corporate Income Tax

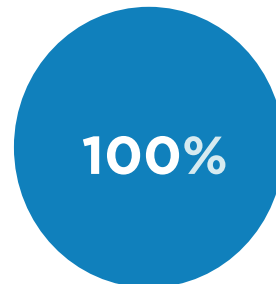
**\$8.2 million**



**100%**

Oil and Gas  
Conservation Tax

**\$29.5 million**

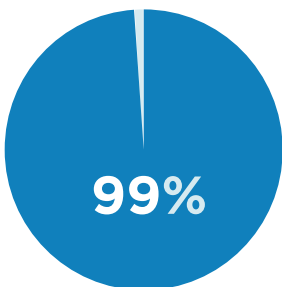


**100%**

Natural Gas  
Processors Tax

**\$14.8 million**

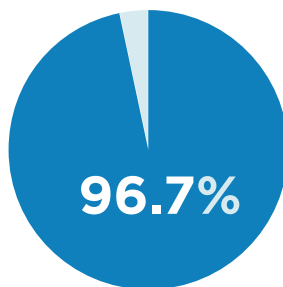
## OTHER CONTRIBUTIONS



**99%**

Federal Mineral  
Leasing

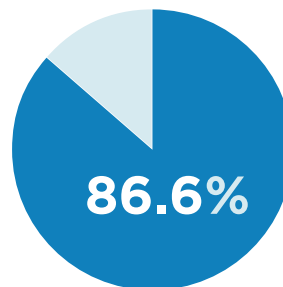
**\$808.9 million**



**96.7%**

Land Grant Permanent  
Fund Distribution

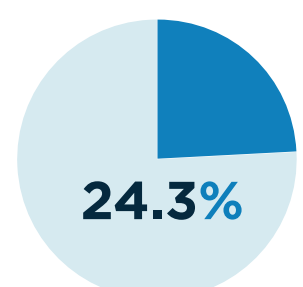
**\$651.3 million**



**86.6%**

Severance Tax Permanent  
Fund Income

**\$195.1 million**



**24.3%**

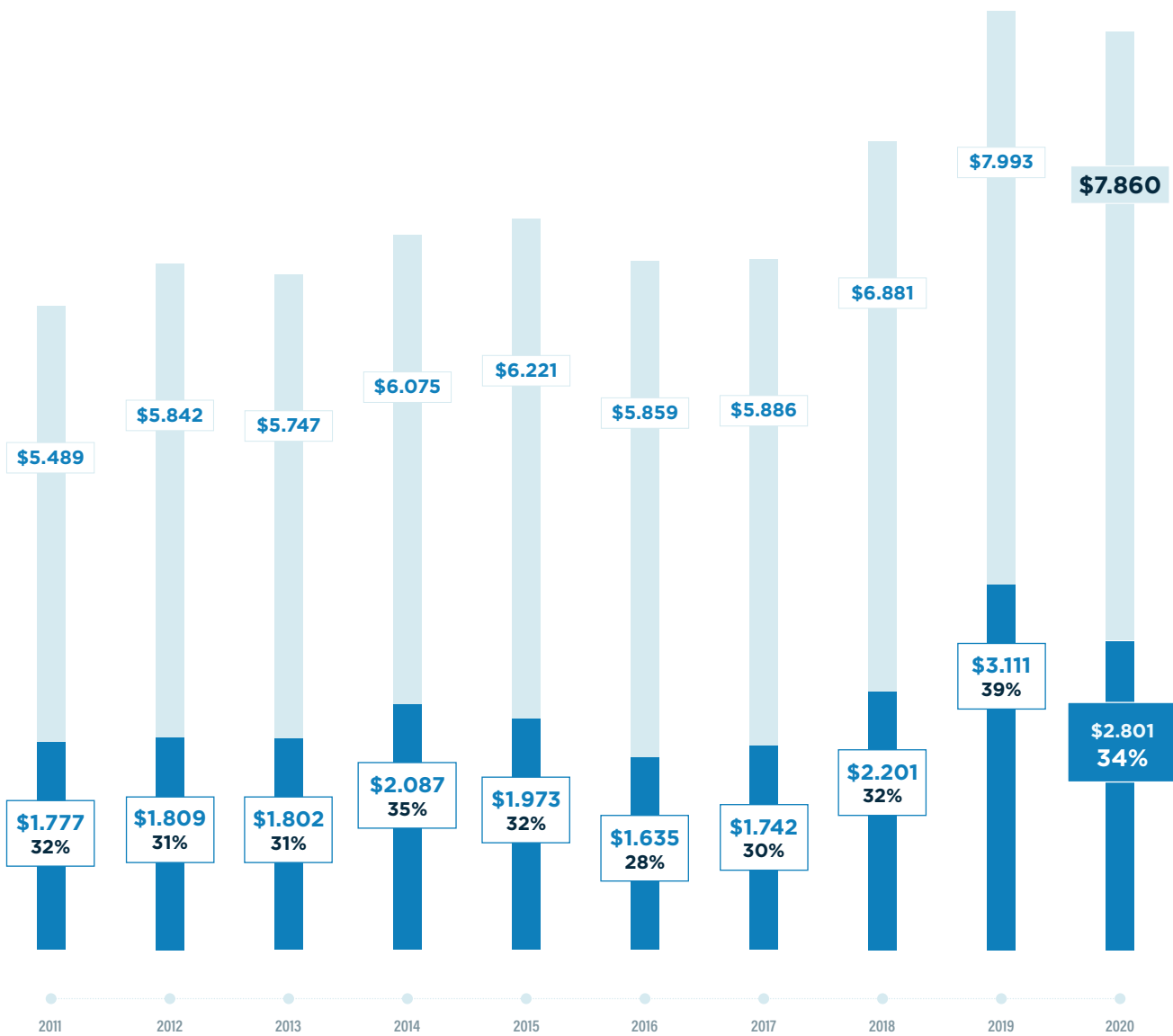
Land Office  
Income

**\$17 million**

# The General Fund

## General Fund revenues attributed to oil and gas production throughout the years:

(FIGURES IN BILLIONS)



# New Mexico Schools

Total education funding provided by the oil and natural gas industry in New Mexico:

**\$1.37 billion**



**\$1,062,500,000**

K-12 funding



**\$290,500,000**

Higher Education Funding

THAT AMOUNTS TO



**\$60,062**

Funding per Teacher



**\$3,788**

Funding per Student



OIL AND GAS CONTRIBUTIONS TO EDUCATION IN

---

# New Mexico Counties

# NEW MEXICO OIL AND GAS CONTRIBUTIONS TO EDUCATION AND ECONOMY IN Bernalillo County

## Bernalillo County Statistics



**679,121**  
Population



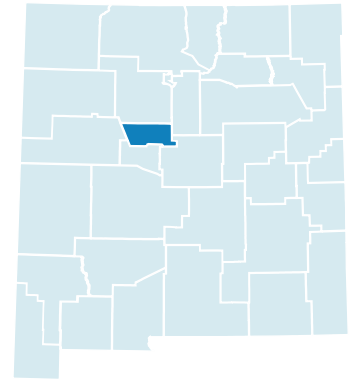
**212**  
K-12 Schools



**96,737**  
K-12 Students



**6,254**  
Teachers



**25,866**  
Jobs Supported



**\$1,317,641,983**  
in Labor Income



**\$2,065,943,809**  
Added to Economy

Total education funding provided by the oil and natural gas industry:

# \$409.4 million



**\$287,269,710**

K-12 funding



**\$122,124,987**

Higher Education Funding



# Catron County

## Catron County Statistics



**3,527**  
Population



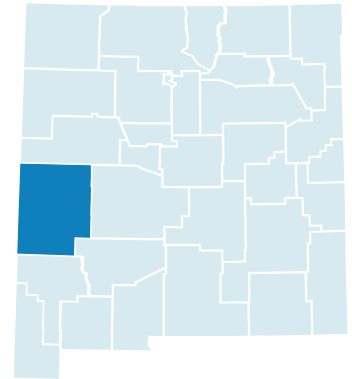
**5**  
K-12 Schools



**278**  
K-12 Students



**38**  
Teachers



**181**  
Jobs Supported



**\$3,674,119**  
in Labor Income



**\$20,594,107**  
Added to Economy

Total education funding provided by the oil and natural gas industry:

# \$1.241 million



**\$1,240,708**

K-12 funding

NEW MEXICO OIL AND GAS CONTRIBUTIONS TO EDUCATION AND ECONOMY IN

# Chaves County

## Chaves County Statistics



**64,615**  
Population



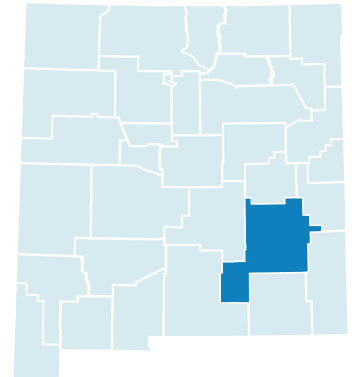
**31**  
K-12 Schools



**11,904**  
K-12 Students



**719**  
Teachers



**5,649**  
Jobs Supported



**\$488,689,563**  
in Labor Income



**\$833,444,948**  
Added to Economy

Total education funding provided by the oil and natural gas industry:

# \$41.375 million



**\$36,320,830**

K-12 funding



**\$5,053,944**

Higher Education Funding

# Cibola County

## Cibola County Statistics



**26,675**  
Population



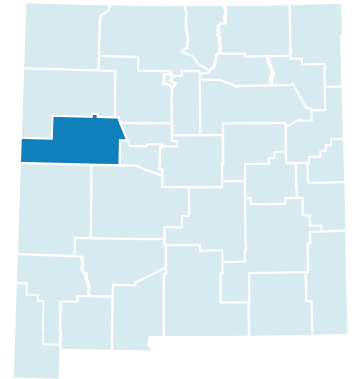
**11**  
K-12 Schools



**3,525**  
K-12 Students



**241**  
Teachers



**853**  
Jobs Supported



**\$ 32,138,394**  
in Labor Income



**\$68,496,079**  
Added to Economy

Total education funding provided by the oil and natural gas industry:

# \$11.172 million



**\$9,990,494**

K-12 funding



**\$1,181,244**

Higher Education Funding

# Colfax County

## Colfax County Statistics



**11,941**  
Population



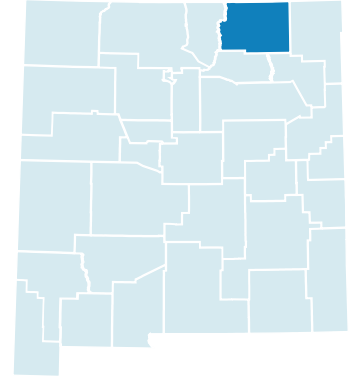
**15**  
K-12 Schools



**1,632**  
K-12 Students



**136**  
Teachers



**661**  
Jobs Supported



**\$26,434,594**  
in Labor Income



**\$63,769,589**  
Added to Economy

Total education funding provided by the oil and natural gas industry:

**\$6.032 million**



**\$6,032,266**

K-12 funding

NEW MEXICO OIL AND GAS CONTRIBUTIONS TO EDUCATION AND ECONOMY IN

# Curry County

## Curry County Statistics



**48,954**  
Population



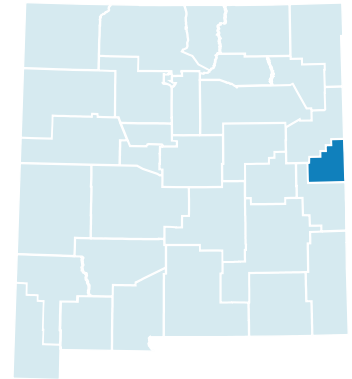
**27**  
K-12 Schools



**9,058**  
K-12 Students



**544**  
Teachers



**1,676**  
Jobs Supported



**\$62,396,577**  
in Labor Income



**\$153,198,013**  
Added to Economy

Total education funding provided by the oil and natural gas industry:

# \$28.727 million



**\$25,339,310**

K-12 funding



**\$3,386,917**

Higher Education Funding

NEW MEXICO OIL AND GAS CONTRIBUTIONS TO EDUCATION AND ECONOMY IN

# De Baca County

## De Baca County Statistics



**1,748**  
Population



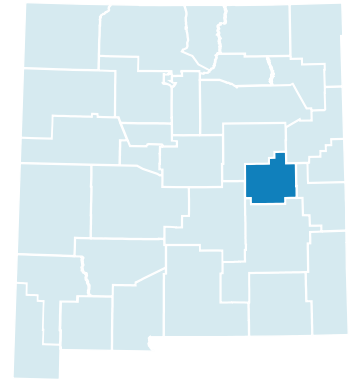
**3**  
K-12 Schools



**305**  
K-12 Students



**29**  
Teachers



**107**  
Jobs Supported



**\$4,086,462**  
in Labor Income



**\$13,853,273**  
Added to Economy

Total education funding provided by the oil and natural gas industry:

**\$1.177 million**



**\$1,177,353**

K-12 funding

# Doña Ana County

## Dona Ana County Statistics



**218,195**  
Population



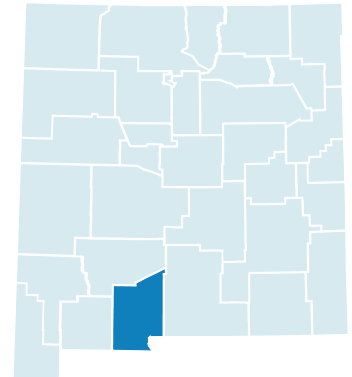
**77**  
K-12 Schools



**40,474**  
K-12 Students



**2,499**  
Teachers



**6,375**  
Jobs Supported



**\$299,025,603**  
in Labor Income



**\$425,649,131**  
Added to Economy

Total education funding provided by the oil and natural gas industry:

# \$185.24 million



**\$119,090,822**

K-12 funding



**\$65,149,460**

Higher Education Funding

# Eddy County

## Eddy County Statistics



**58,460**  
Population



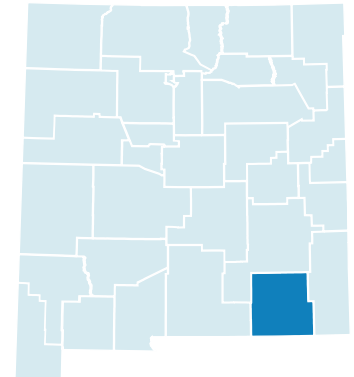
**27**  
K-12 Schools



**11,653**  
K-12 Students



**684**  
Teachers



**16,572**  
Jobs Supported



**\$1,273,110,038**  
in Labor Income



**\$3,848,535,460**  
Added to Economy

Total education funding provided by the oil and natural gas industry:

# \$38.601 million



**\$37,055,422**  
K-12 funding



**\$1,545,355**  
Higher Education Funding



NEW MEXICO OIL AND GAS CONTRIBUTIONS TO EDUCATION AND ECONOMY IN

# Grant County

## Grant County Statistics



**26,998**  
Population



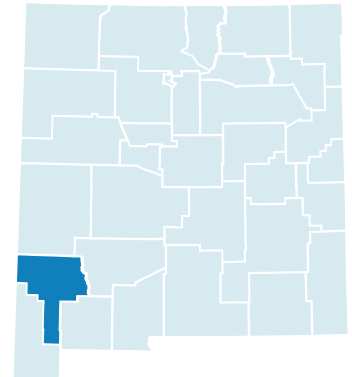
**16**  
K-12 Schools



**4,035**  
K-12 Students



**283**  
Teachers



**1,085**  
Jobs Supported



**\$37,730,382**  
in Labor Income



**\$66,532,108**  
Added to Economy

Total education funding provided by the oil and natural gas industry:

# \$20.237 million



**\$12,905,391**

K-12 funding



**\$7,332,078**

Higher Education Funding

NEW MEXICO OIL AND GAS CONTRIBUTIONS TO EDUCATION AND ECONOMY IN

# Guadalupe County

## Guadalupe County Statistics



**4,300**  
Population



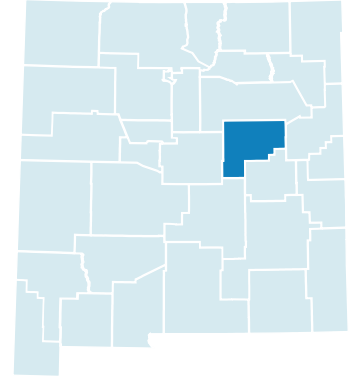
**7**  
K-12 Schools



**728**  
K-12 Students



**58**  
Teachers



**335**  
Jobs Supported



**\$10,728,621**  
in Labor Income



**\$30,071,040**  
Added to Economy

Total education funding provided by the oil and natural gas industry:

**\$2.588 million**



**\$2,588,070**

K-12 funding

# Harding County



## Harding County Statistics



**625**  
Population



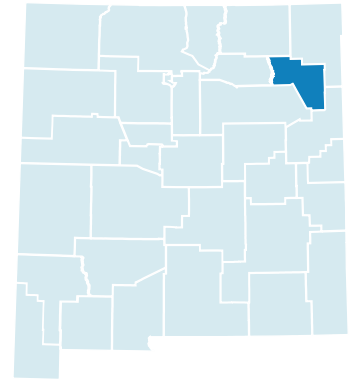
**4**  
K-12 Schools



**88**  
K-12 Students



**17**  
Teachers



**28**  
Jobs Supported



**\$1,220,543**  
in Labor Income



**\$5,386,353**  
Added to Economy

Total education funding provided by the oil and natural gas industry:

**\$1.052 million**



**\$1,052,437**  
K-12 funding

# Hidalgo County

## Hidalgo County Statistics



**4,198**  
Population



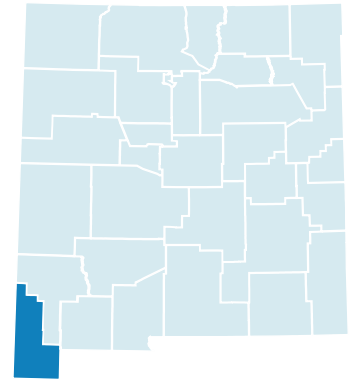
**7**  
K-12 Schools



**675**  
K-12 Students



**45**  
Teachers



**213**  
Jobs Supported



**\$6,753,638**  
in Labor Income



**\$11,682,157**  
Added to Economy

Total education funding provided by the oil and natural gas industry:

# \$2.585 million



**\$2,584,921**

K-12 funding

NEW MEXICO OIL AND GAS CONTRIBUTIONS TO EDUCATION AND ECONOMY IN

# Lea County

## Lea County Statistics



**71,070**  
Population



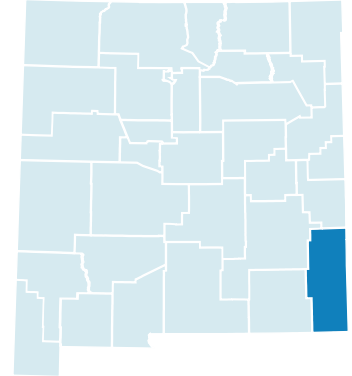
**37**  
K-12 Schools



**15,268**  
K-12 Students



**844**  
Teachers



**18,329**  
Jobs Supported



**\$1,295,677,389**  
in Labor Income



**\$3,230,382,193**  
Added to Economy

Total education funding provided by the oil and natural gas industry:

# \$48.414 million



**\$46,141,525**

K-12 funding



**\$2,272,372**

Higher Education Funding

NEW MEXICO OIL AND GAS CONTRIBUTIONS TO EDUCATION AND ECONOMY IN

# Lincoln County

## Lincoln County Statistics



**19,572**  
Population



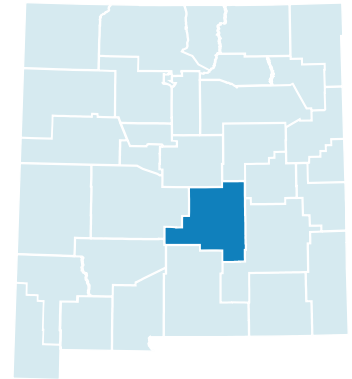
**14**  
K-12 Schools



**2,838**  
K-12 Students



**194**  
Teachers



**1,163**  
Jobs Supported



**\$41,351,129**  
in Labor Income



**\$79,106,822**  
Added to Economy

Total education funding provided by the oil and natural gas industry:

# \$10.004 million



**\$9,265,204**

K-12 funding



**\$739,144**

Higher Education Funding

# Los Alamos County

## Los Alamos County Statistics



**19,369**  
Population



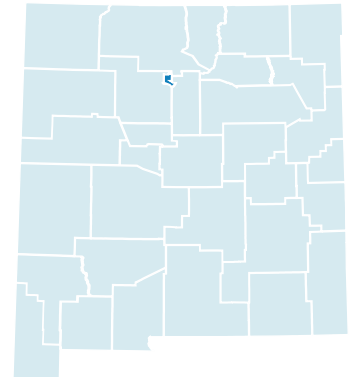
**8**  
K-12 Schools



**3,711**  
K-12 Students



**244**  
Teachers



**502**  
Jobs Supported



**\$23,580,395**  
in Labor Income



**\$38,615,064**  
Added to Economy

Total education funding provided by the oil and natural gas industry:

# \$11.04 million



**\$10,407,554**

K-12 funding



**\$632,346**

Higher Education Funding

# Luna County

## Luna County Statistics



**23,709**  
Population



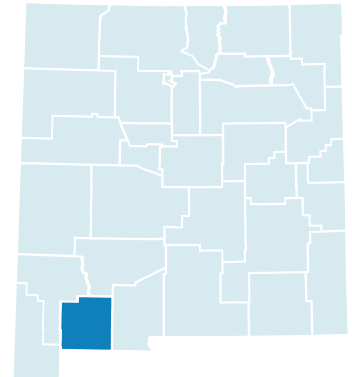
**13**  
K-12 Schools



**5,493**  
K-12 Students



**354**  
Teachers



**620**  
Jobs Supported



**\$25,301,522**  
in Labor Income



**\$46,500,330**  
Added to Economy

Total education funding provided by the oil and natural gas industry:

**\$17.459 million**



**\$17,485,097**

K-12 funding



NEW MEXICO OIL AND GAS CONTRIBUTIONS TO EDUCATION AND ECONOMY IN

# McKinley County

## McKinley County Statistics



**71,367**  
Population



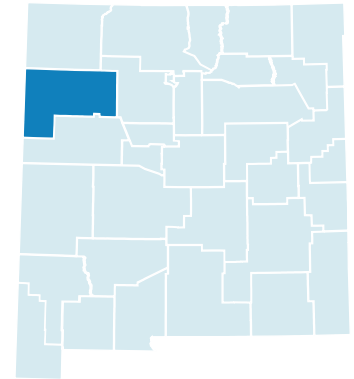
**43**  
K-12 Schools



**12,906**  
K-12 Students



**890**  
Teachers



**2,646**  
Jobs Supported



**\$130,180,822**  
in Labor Income



**\$364,554,188**  
Added to Economy

Total education funding provided by the oil and natural gas industry:

# \$35.497 million



**\$32,389,071**

K-12 funding



**\$3,107,728**

Higher Education Funding

NEW MEXICO OIL AND GAS CONTRIBUTIONS TO EDUCATION AND ECONOMY IN

# Mora County

## Mora County Statistics



**4,521**  
Population



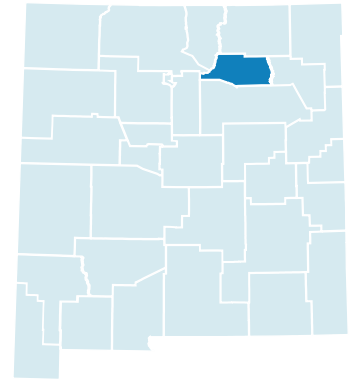
**6**  
K-12 Schools



**487**  
K-12 Students



**47**  
Teachers



**137**  
Jobs Supported



**\$3,575,182**  
in Labor Income



**\$7,247,331**  
Added to Economy

Total education funding provided by the oil and natural gas industry:

# \$2.232 million



**\$2,231,721**

K-12 funding

# Otero County

## Otero County Statistics



**67,490**  
Population



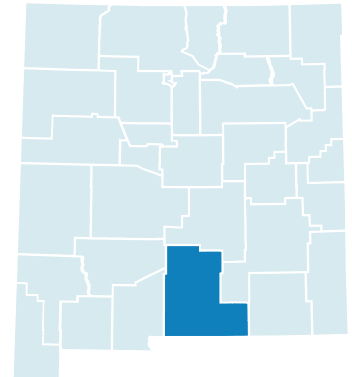
**23**  
K-12 Schools



**7,235**  
K-12 Students



**423**  
Teachers



**1,356**  
Jobs Supported



**\$49,981,557**  
in Labor Income



**\$86,441,098**  
Added to Economy

Total education funding provided by the oil and natural gas industry:

# \$25.546 million



**\$22,583,587**

K-12 funding



**\$2,962,405**

Higher Education Funding

# Quay County

## Quay County Statistics



**8,253**  
Population



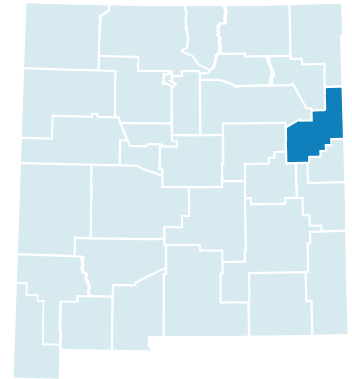
**13**  
K-12 Schools



**1,521**  
K-12 Students



**117**  
Teachers



**579**  
Jobs Supported



**\$18,168,825**  
in Labor Income



**\$44,528,473**  
Added to Economy

Total education funding provided by the oil and natural gas industry:

# \$7.145 million



**\$5,663,051**

K-12 funding



**\$1,482,107**

Higher Education Funding

NEW MEXICO OIL AND GAS CONTRIBUTIONS TO EDUCATION AND ECONOMY IN

# Rio Arriba County

## Rio Arriba County Statistics



**38,921**  
Population



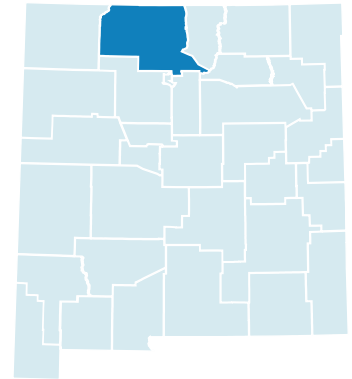
**30**  
K-12 Schools



**5,069**  
K-12 Students



**362**  
Teachers



**1,372**  
Jobs Supported



**\$61,606,843**  
in Labor Income



**\$145,601,394**  
Added to Economy

Total education funding provided by the oil and natural gas industry:

# \$19.142 million



**\$15,122,956**

K-12 funding



**\$4,018,560**

Higher Education Funding

# Roosevelt County

## Roosevelt County Statistics



**18,500**  
Population



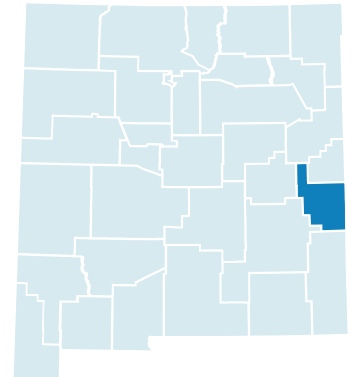
**13**  
K-12 Schools



**3,414**  
K-12 Students



**233**  
Teachers



**637**  
Jobs Supported



**\$26,990,990**  
in Labor Income



**\$39,288,431**  
Added to Economy

Total education funding provided by the oil and natural gas industry:

# \$22.491 million



**\$11,175,718**  
K-12 funding



**\$11,315,697**  
Higher Education Funding

# San Juan County

## San Juan County Statistics



**123,958**  
Population



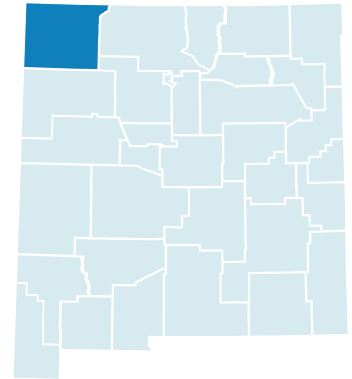
**52**  
K-12 Schools



**23,710**  
K-12 Students



**1,437**  
Teachers



**14,180**  
Jobs Supported



**\$886,754,873**  
in Labor Income



**\$2,401,045,566**  
Added to Economy

Total education funding provided by the oil and natural gas industry:

# \$66.004 million



**\$57,629,558**

K-12 funding



**\$8,374,330**

Higher Education Funding

NEW MEXICO OIL AND GAS CONTRIBUTIONS TO EDUCATION AND ECONOMY IN

# San Miguel County

## San Miguel County Statistics



**27,277**  
Population



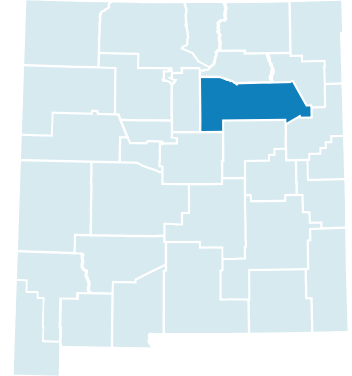
**16**  
K-12 Schools



**3,077**  
K-12 Students



**183**  
Teachers



**1,109**  
Jobs Supported



**\$43,249,989**  
in Labor Income



**\$75,337,819**  
Added to Economy

Total education funding provided by the oil and natural gas industry:

# \$25.917 million



**\$12,251,332**

K-12 funding



**\$13,665,689**

Higher Education Funding



NEW MEXICO OIL AND GAS CONTRIBUTIONS TO EDUCATION AND ECONOMY IN

# Sandoval County

## Sandoval County Statistics



**146,748**  
Population



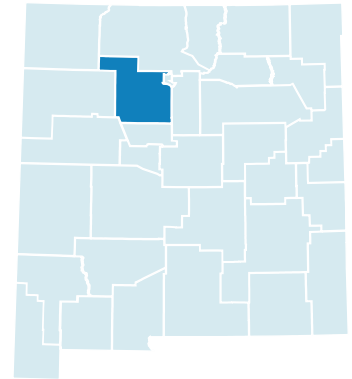
**39**  
K-12 Schools



**22,059**  
K-12 Students



**1,334**  
Teachers



**2,791**  
Jobs Supported



**\$116,033,706**  
in Labor Income



**\$194,410,072**  
Added to Economy

Total education funding provided by the oil and natural gas industry:

**\$69.435 million**



**\$69,435,133**

K-12 funding

NEW MEXICO OIL AND GAS CONTRIBUTIONS TO EDUCATION AND ECONOMY IN

# Santa Fe County

## Santa Fe County Statistics



**150,358**  
Population



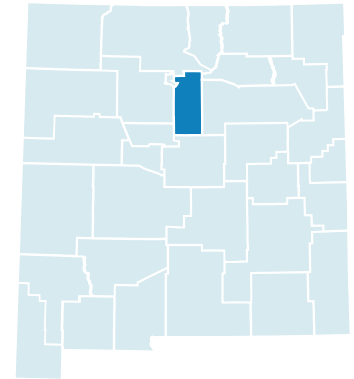
**43**  
K-12 Schools



**19,291**  
K-12 Students



**1,191**  
Teachers



**6,967**  
Jobs Supported



**\$327,075,968**  
in Labor Income



**\$551,377,459**  
Added to Economy

Total education funding provided by the oil and natural gas industry:

# \$63.726 million



**\$57,289,383**

K-12 funding



**\$6,436,992**

Higher Education Funding

NEW MEXICO OIL AND GAS CONTRIBUTIONS TO EDUCATION AND ECONOMY IN

# Sierra County

## Sierra County Statistics



**10,791**  
Population



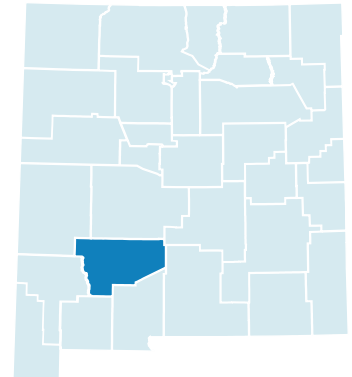
**5**  
K-12 Schools



**1,288**  
K-12 Students



**86**  
Teachers



**406**  
Jobs Supported



**\$10,301,650**  
in Labor Income



**\$26,019,041**  
Added to Economy

Total education funding provided by the oil and natural gas industry:

**\$3.926 million**



**\$3,925,870**

K-12 funding

# Socorro County

## Socorro County Statistics



**16,637**  
Population



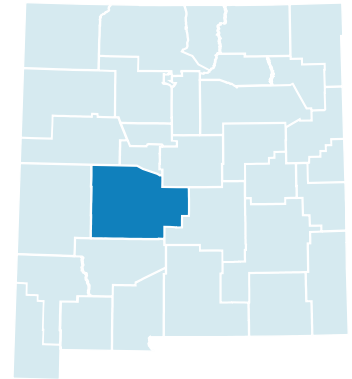
**9**  
K-12 Schools



**2,052**  
K-12 Students



**140**  
Teachers



**837**  
Jobs Supported



**\$29,421,551**  
in Labor Income



**\$76,249,667**  
Added to Economy

Total education funding provided by the oil and natural gas industry:

# \$20.001 million



**\$6,926,788**

K-12 funding



**\$13,074,514**

Higher Education Funding

# Taos County

## Taos County Statistics



**32,723**  
Population



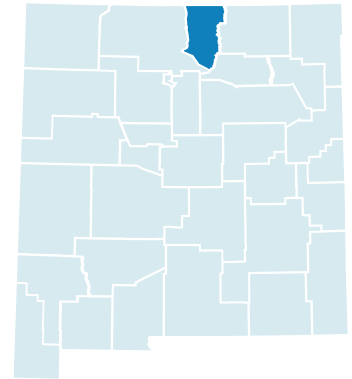
**23**  
K-12 Schools



**4,211**  
K-12 Students



**297**  
Teachers



**1,134**  
Jobs Supported



**\$38,345,487**  
in Labor Income



**\$89,602,949**  
Added to Economy

Total education funding provided by the oil and natural gas industry:

# \$15.171 million



**\$13,834,685**

K-12 funding



**\$1,336,148**

Higher Education Funding

NEW MEXICO OIL AND GAS CONTRIBUTIONS TO EDUCATION AND ECONOMY IN

# Torrance County

## Torrance County Statistics



**15,461**  
Population



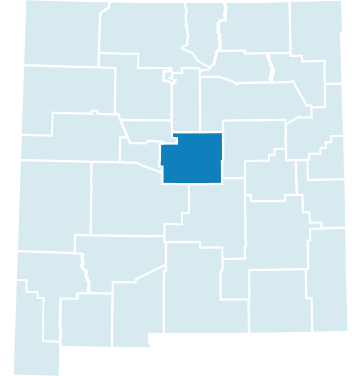
**19**  
K-12 Schools



**4,387**  
K-12 Students



**277**  
Teachers



**666**  
Jobs Supported



**\$26,412,326**  
in Labor Income



**\$102,148,577**  
Added to Economy

Total education funding provided by the oil and natural gas industry:

**\$6.83 million**



**\$6,829,598**

K-12 funding

# Union County

## Union County Statistics



**4,059**  
Population



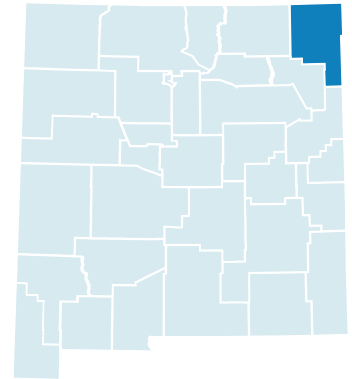
**6**  
K-12 Schools



**565**  
K-12 Students



**46**  
Teachers



**156**  
Jobs Supported



**\$5,567,096**  
in Labor Income



**\$9,696,801**  
Added to Economy

Total education funding provided by the oil and natural gas industry:

# \$2.375 million



**\$2,374,786**

K-12 funding

# Valencia County

## Valencia County Statistics



**76,688**  
Population



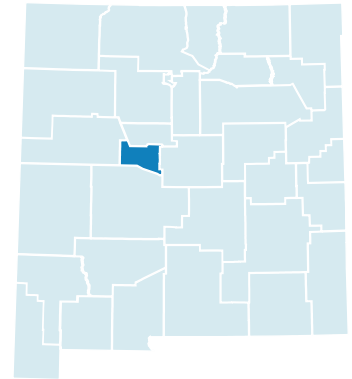
**28**  
K-12 Schools



**12,910**  
K-12 Students



**730**  
Teachers



**1,900**  
Jobs Supported



**\$83,467,016**  
in Labor Income



**\$157,528,229**  
Added to Economy

Total education funding provided by the oil and natural gas industry:

# \$38.399 million



**\$36,967,153**

K-12 funding



**\$1,971,710**

Higher Education Funding



# Education Funding by County

COUNTY	SCHOOL DISTRICT	DISTRICT CHARTERS	STATE CHARTERS	TOTAL K-12 FUNDING	HIGHER ED FUNDING	TOTAL EDUCATION FUNDING
BERNALILLO	\$235,521,823	\$30,710,184	\$21,037,703	\$287,269,710	\$122,124,987	\$411,838,844
CATRON	\$1,240,708	\$0	\$0	\$1,240,708	\$0	\$1,240,708
CHAVES	\$36,079,559	\$241,271	\$0	\$36,320,830	\$5,053,944	\$41,374,774
CIBOLA	\$9,990,494	\$0	\$0	\$9,990,494	\$1,181,244	\$11,171,737
COLFAX	\$5,733,836	\$298,430	\$0	\$6,032,266	\$0	\$6,032,266
CURRY	\$25,339,310	\$0	\$0	\$25,339,310	\$3,386,917	\$28,726,227
DEBACA	\$1,177,353	\$0	\$0	\$1,177,353	\$0	\$1,177,353
DONA ANA	\$115,977,618	\$3,113,204	\$0	\$119,090,822	\$65,149,460	\$184,240,282
EDDY	\$32,890,773	\$4,164,649	\$0	\$37,055,422	\$1,545,355	\$38,600,777
GRANT	\$12,170,850	\$0	\$734,541	\$12,905,391	\$7,332,078	\$20,237,469
GUADALUPE	\$2,588,070	\$0	\$0	\$2,588,070	\$0	\$2,588,070
HARDING	\$1,052,437	\$0	\$0	\$1,052,437	\$0	\$1,052,437
HIDALGO	\$2,584,921	\$0	\$0	\$2,584,921	\$0	\$2,584,921
LEA	\$46,141,525	\$0	\$0	\$46,141,525	\$2,272,372	\$48,413,897
LINCOLN	\$9,265,204	\$0	\$0	\$9,265,204	\$739,144	\$10,004,348
LOS ALAMOS	\$10,407,554	\$0	\$0	\$10,407,554	\$632,346	\$11,039,900
LUNA	\$16,910,286	\$574,812	\$0	\$17,485,097	\$0	\$17,485,097
MCKINLEY	\$30,395,457	\$0	\$1,993,614	\$32,389,071	\$3,107,728	\$35,496,799
MORA	\$2,231,721	\$0	\$0	\$2,231,721	\$0	\$2,231,721
OTERO	\$22,583,587	\$0	\$0	\$22,583,587	\$2,962,405	\$25,545,992
QUAY	\$5,663,051	\$0	\$0	\$5,663,051	\$1,482,107	\$7,145,158
RIO ARRIBA	\$13,469,535	\$0	\$1,653,421	\$15,122,956	\$4,018,560	\$19,141,516
ROOSEVELT	\$11,175,718	\$0	\$0	\$11,175,718	\$11,315,697	\$22,491,415
SAN JUAN	\$57,058,878	\$570,679	\$0	\$57,629,558	\$8,374,330	\$66,003,888
SAN MIGUEL	\$11,952,550	\$298,782	\$0	\$12,251,332	\$13,665,689	\$25,917,020
SANDOVAL	\$66,816,930	\$424,188	\$2,194,015	\$69,435,133	\$0	\$69,435,133
SANTA FE	\$47,666,665	\$1,025,645	\$8,597,074	\$57,289,383	\$6,436,992	\$63,726,375
SIERRA	\$3,925,870	\$0	\$0	\$3,925,870	\$0	\$3,925,870
SOCORRO	\$6,393,208	\$533,580	\$0	\$6,926,788	\$13,074,514	\$20,001,302
TAOS	\$9,874,988	\$1,596,992	\$2,362,705	\$13,834,685	\$1,336,148	\$15,170,832
TORRANCE	\$5,483,834	\$0	\$1,345,764	\$6,829,598	\$0	\$6,829,598
UNION	\$2,374,786	\$0	\$0	\$2,374,786	\$0	\$2,374,786
VALENCIA	\$35,367,142	\$0	\$1,600,011	\$36,967,153	\$1,971,710	\$38,938,862
<b>TOTAL</b>	<b>\$897,506,242</b>	<b>\$43,552,417</b>	<b>\$41,518,848</b>	<b>\$982,577,507</b>	<b>\$277,163,724</b>	<b>\$1,259,741,231</b>

# Higher Education Funding

INSTITUTION	TOTAL FUNDING	OIL AND GAS SHARE
NEW MEXICO TECH	\$39,028,400	\$13,074,514
NEW MEXICO STATE UNIVERSITY	\$170,418,200	\$57,090,097
UNIVERSITY OF NEW MEXICO	\$205,157,300	\$68,727,696
UNIVERSITY OF NEW MEXICO HEALTH SCIENCES CENTER	\$99,253,900	\$33,250,057
EASTERN NEW MEXICO UNIVERSITY	\$33,778,200	\$11,315,697
NEW MEXICO HIGHLANDS UNIVERSITY	\$32,485,600	\$10,882,676
WESTERN NEW MEXICO UNIVERSITY	\$21,886,800	\$7,332,078
NORTHERN NEW MEXICO COLLEGE	\$11,995,700	\$4,018,560
EASTERN NEW MEXICO UNIVERSITY ROSWELL	\$12,074,900	\$4,045,092
EASTERN NEW MEXICO UNIVERSITY RUIDOSO	\$2,206,400	\$739,144
NEW MEXICO STATE UNIVERSITY ALAMAGORDO	\$7,323,800	\$2,453,473
NEW MEXICO STATE UNIVERSITY CARLSBAD	\$4,613,000	\$1,545,355
NEW MEXICO STATE UNIVERSITY DOÑA ANA	\$24,057,800	\$8,059,363
NEW MEXICO STATE UNIVERSITY GRANTS	\$3,526,100	\$1,181,244
UNIVERSITY OF NEW MEXICO GALLUP	\$9,276,800	\$3,107,728
UNIVERSITY OF NEW MEXICO LOS ALAMOS	\$1,887,600	\$632,346
UNIVERSITY OF NEW MEXICO TAOS	\$3,988,500	\$1,336,148
UNIVERSITY OF NEW MEXICO VALENCIA	\$5,885,700	\$1,971,710
CENTRAL NEW MEXICO	\$60,141,000	\$20,147,235
CLOVIS COMMUNITY COLLEGE	\$10,110,200	\$3,386,917
LUNA COMMUNITY COLLEGE	\$8,307,500	\$2,783,013
MESALANDS COMMUNITY COLLEGE	\$4,424,200	\$1,482,107
NEW MEXICO JUNIOR COLLEGE	\$6,783,200	\$2,272,372
SAN JUAN COLLEGE	\$24,998,000	\$8,374,330
SANTA FE COMMUNITY COLLEGE	\$14,987,100	\$5,020,679
NEW MEXICO MILITARY INSTITUTE	\$3,011,500	\$1,008,853
NEW MEXICO SCHOOL FOR THE DEAF	\$4,227,800	\$1,416,313
NEW MEXICO SCHOOL FOR THE BLIND & VISUALLY IMPAIRED	\$1,519,200	\$508,932
<b>TOTAL OF ALL INSTITUTIONS</b>	<b>\$827,354,400</b>	<b>\$277,163,724</b>



OIL AND GAS CONTRIBUTIONS TO



# New Mexico Economy

# Economic Impact by County

COUNTY	EMPLOYMENT	LABOR INCOME	VALUE ADDED
BERNALILLO	25,866	\$1,317,641,983	\$2,065,943,809
CATRON	181	\$3,674,119	\$20,594,107
CHAVES	5,649	\$488,689,563	\$833,444,948
CIBOLA	853	\$32,138,394	\$68,496,079
COLFAX	661	\$26,434,594	\$63,769,589
CURRY	1,676	\$62,396,577	\$153,198,013
DEBACA	107	\$4,086,462	\$13,853,273
DONA ANA	6,375	\$299,025,603	\$425,649,131
EDDY	16,572	\$1,273,110,038	\$3,848,535,460
GRANT	1,085	\$37,730,382	\$66,532,108
GUADALUPE	335	\$10,728,621	\$30,071,040
HARDING	28	\$1,220,543	\$5,386,353
HIDALGO	213	\$6,753,638	\$11,682,157
LEA	18,329	\$1,295,677,389	\$3,230,382,193
LINCOLN	1,163	\$41,351,129	\$79,106,822
LOS ALAMOS	502	\$23,580,395	\$38,615,064
LUNA	620	\$25,301,522	\$46,500,330
MCKINLEY	2,646	\$130,180,822	\$364,554,188
MORA	137	\$3,575,182	\$7,247,331
OTERO	1,356	\$49,981,557	\$86,441,098
QUAY	579	\$18,168,825	\$44,528,473
RIO ARRIBA	1,372	\$61,606,843	\$145,601,394
ROOSEVELT	637	\$26,990,990	\$39,288,431
SAN JUAN	14,180	\$886,754,873	\$2,401,045,566
SAN MIGUEL	1,109	\$43,249,989	\$75,337,819
SANDOVAL	2,791	\$116,033,706	\$194,410,072
SANTA FE	6,967	\$327,075,968	\$551,377,459
SIERRA	406	\$10,301,650	\$26,019,041
SOCORRO	837	\$29,421,551	\$76,249,667
TAOS	1,134	\$38,345,487	\$89,602,949
TORRANCE	666	\$26,412,326	\$102,148,577
UNION	156	\$5,567,096	\$9,696,801
VALENCIA	1,900	\$83,467,016	\$157,528,229

Source: New Mexico Tax Research Institute: Economic Activity Supported by the Oil and Gas Industry in New Mexico

# New Mexico's Economy and Budget

The oil and gas industry **contributes over one-third** of the funding for schools, infrastructure, healthcare, and public safety—**more than any other industry in New Mexico.**



## Vital Infrastructure

Oil and gas funds support the construction of new roads and highways to keep New Mexico on the move.



## New Mexico General Fund

Oil and natural gas industry supports over one-third, or **\$2.8 billion**, of the state's annual budget.



## Funding Local Schools

Students and teachers receive nearly **\$1.4 billion each year** to support New Mexico's schools.



## Public Safety

Oil and natural gas help New Mexico put more public safety officers on the streets, keeping our communities safe.



## Energy Security

Producing oil and natural gas in New Mexico makes America less reliant on other countries for our energy needs.



## More Jobs

**Tens of thousands** of New Mexicans are employed as a result of oil and natural gas production.

