

**THE NEMETH BRAILLE CODE
FOR MATHEMATICS
AND SCIENCE NOTATION
1972 REVISION**

Compiled Under the Authority of the
**AMERICAN ASSOCIATION OF WORKERS FOR THE BLIND
ASSOCIATION FOR EDUCATION OF THE VISUALLY HANDICAPPED**
and the
NATIONAL BRAILLE ASSOCIATION

Adopted January 20, 1972
by the
AAWB-AEVH-NBA ADVISORY COUNCIL TO THE BRAILLE AUTHORITY

**AMERICAN PRINTING HOUSE FOR THE BLIND
P.O. Box 6085
Louisville, Kentucky 40206-0085
1987**

CONTENTS

	Page
FOREWORD TO 1972 REVISION	V
ORIENTATION (§1-§4)	1
RULES	
RULE I—BRAILLE INDICATORS (§5-§6)	3
RULE II—NUMERIC SIGNS AND SYMBOLS (§7-§19)	7
RULE III—CAPITALIZATION (§20-§22)	20
RULE IV—ALPHABETS (§23-§30)	21
RULE V—TYPE FORMS (§31-§35)	36
RULE VI—PUNCTUATION SIGNS AND SYMBOLS (§36-§45)	41
RULE VII—REFERENCE SIGNS AND SYMBOLS (§46-§48)	52
RULE VIII—ABBREVIATIONS (§49-§54)	54
RULE IX—CONTRACTIONS AND SHORT-FORM WORDS (§55-§56)	62
RULE X—OMISSIONS (§57-§59)	70
RULE XI—CANCELLATION (§60)	73
RULE XII—FRACTIONS (§61-§70)	75
RULE XIII—SUPERSCRIPTS AND SUBSCRIPTS (§71-§84)	82
RULE XIV—MODIFIERS (§85-§102)	97
RULE XV—RADICALS (§103-§105)	108
RULE XVI—SHAPES (§106-§115)	110
RULE XVII—FUNCTION NAMES AND THEIR ABBREVIATIONS (§116-§119)	118
RULE XVIII—SIGNS AND SYMBOLS OF GROUPING (§120-§128)	122
RULE XIX—SIGNS AND SYMBOLS OF OPERATION (§129-§138)	128
RULE XX—SIGNS AND SYMBOLS OF COMPARISON (§139-§151)	134
RULE XXI—ARROWS §152-§158)	145
RULE XXII—MISCELLANEOUS SIGNS AND SYMBOLS (§159-§176)	152
RULE XXIII—MULTIPURPOSE INDICATOR (§177)	158
RULE XXIV—SPATIAL ARRANGEMENTS (§178-§184)	160
RULE XXV—FORMAT (§185-§195)	184
APPENDICES	
APPENDIX A—COMBINATIONS OF TYPE-FORM, ALPHABETIC, AND CAPITALIZATION INDICATORS	208
APPENDIX B—INDEX OF BRAILLE SYMBOLS	209
INDEX	248

FOREWORD TO 1972 REVISION

THE NEMETH CODE OF BRAILLE MATHEMATICS AND SCIENTIFIC NOTATION, 1965 initiated sound principles and procedures for the presentation of braille equivalents for the complex signs and configurations of ink-print mathematical and scientific notation. The effectiveness of the Code has been amply demonstrated through its application by transcribers in producing a wealth of technical material to meet the requirements of students at all levels of educational pursuits.

At the time of publication, it was apparent that the Code would require further updating and refinement in order to assure the faithful transference from ink print to braille as new modes of scientific notation were introduced. As was anticipated, problems in interpretation and clarity were encountered when the Code was put into actual use. The comments, criticisms and suggestions from students, teachers and transcribers were taken under consideration in the revision of the Code.

Under the able tutelage of Dr. Abraham Nemeth, the members of the AAWB-AEVH Braille Authority and its Advisory Committee on Mathematical and Scientific Notation entered upon a joint effort in bringing forth a Revised Code which could withstand the test of use and time. As work progressed, however, it became increasingly evident that, because of the complexity of the subject matter and because of the many techniques employed by authors and publishers, substantial research would be required in expanding the Code to its fullest effectiveness. In recognition of this fact, the national Advisory Council to the Braille Authority applied for a planning grant from Social and Rehabilitation Services of the Department of Health, Education, and Welfare. The American Printing House for the Blind was designated as the recipient of the grant, known as the "Braille Codes Pilot Project", which is geared to bring into focus the need for fuller research in all braille codes. Upon the basis of this study, application for a research grant will be made and, if approved, all braille codes will be considered in detail in the endeavor to bring them to maximum completeness and efficiency.

The 1972 revision of THE NEMETH BRAILLE CODE FOR MATHEMATICS AND SCIENCE NOTATION provides students and transcribers with a well-drawn, logical system of braille notation which insures a faithful presentation of signs and usages employed in technical texts. The changes which have been incorporated will convey to the reader a realistic picture of the ink-print text and will equip the transcriber with the necessary signs and rules of procedure for a more exact braille transcription.

Grateful acknowledgement is accorded the following persons for their major contribution in the joint effort in developing and refining the revised Code.

Advisory Committee on Mathematical and Scientific Notation

Ralph E. McCracken
Dr. Abraham Nemeth
Mrs. Helen Roberts

AAWB-AEVH Braille Authority

Mrs. Maxine B. Dorf (1959-) Marjorie S. Hooper (1959-)
Freda Henderson (1967-1971) Bernard M. Krebs (1959-)
Mrs. Alice M. Mann (1967-)

AAWB-AEVH Advisory Council to Braille Authority

M. Robert Barnett Professor Robert W. Mann
Dr. Natalie C. Barraga Lorraine P. Murin
Robert S. Bray Dr. Abraham Nemeth
Dr. Charles E. Hallenbeck Dr. Carson Y. Nolan
Dr. Berthold Lowenfeld Dr. Geraldine Scholl
Dr. Douglas C. MacFarland Josephine L. Taylor

**THE NEMETH BRAILLE CODE FOR MATHEMATICS
AND SCIENCE NOTATION
1972 REVISION**

ORIENTATION

§1. Description:

a. This Braille Code for Mathematics and Science Notation has been prepared to provide a system of symbols which will allow technical literature to be presented and read in braille. The Code is intended to convey as accurate an impression as is possible to the braille reader of the corresponding printed text, and this is one of its principal features. When the braille reader has a clear conception of the corresponding printed text, the area of communication between himself and his teacher, his colleagues, his associates, and the world at large is greatly broadened. *A test of the accuracy with which the Code conveys information from the print to the braille text is to effect a transcription in the reverse direction. The amount of agreement between the original printed text and one transcribed from the braille is a measure of the Code's accuracy.*

b. A careful distinction is maintained between the meaning which a printed sign has and the sign itself. Sometimes the name of a sign derives from the mathematical meaning which it has. Simple examples are the *plus* sign, the *decimal point*, and the *percent* sign. Other signs have names which are descriptive of the signs themselves, such as *arrow*, *vertical bar*, and *diagonal line*. Still others have names in accordance with the way in which they are read aloud, such as *is less than*, *is contained in*, or *is an element of*. Some signs have no name at all. Of course, the majority of signs, particularly at the lower levels of mathematics, are signs about which there is universal agreement as to their meaning, and these constitute the core about which has grown the modern system of mathematical notation. However, at the more advanced levels, technical writers have, with increasing frequency, been assigning new and unusual meanings to many of the signs which have long been "standard."

c. Although the Code is intended to be as complete as possible, finality can never be achieved by any code. In the course of the rapid development in the fields of science and technology, new signs are constantly being devised and old ones modified. At appropriate places, rules and suggestions are presented for transcribing signs for which no specific provision exists at present.

§2. Organization:

a. In presenting this Code, the needs of both the transcriber and of the reader have been considered. While the rules of the Code have been formulated primarily for the benefit of the braille reader, they are nevertheless presented in a manner designed to ease the transcriber's task of following these rules. The problem of transcription is intrinsically more difficult than the problem of reading; the transcriber must actually recall to mind the specific symbols which must be used and the rules which govern their use, whereas the braille reader must only recognize the symbols which he encounters and be only slightly aware of the underlying rules.

b. This presentation is organized into rules. Where appropriate, each rule begins with a list of signs and their corresponding symbols for quick reference. The body of the presentation is organized into sections which are consecutively numbered and captioned. The sections contain rules, explanations, and examples of the use of the Code. It is intended that the examples be sufficiently definitive so that they may be imitated with confidence in parallel situations. The parenthetical descriptions below the examples are intended to supplement the actual signs shown in the ink print copy. The examples in this presentation are drawn principally from the central core of pure mathematics. Other scientists will find few examples from their fields. Nevertheless, the symbols, rules, and constructions of the basic Code apply with equal force to those fields. Following the rules, there is an **INDEX OF BRAILLE SYMBOLS** the entries of which have been categorized in accordance with the standard arrangement of the sixty-three braille symbols.

c. Throughout this presentation, the word *sign* is consistently used in referring to a character or sequence of characters in ink print, whereas the word *symbol* is used in referring to a character or sequence of characters in braille.

d. In this text, mathematical or literary material which often appears in italics or other type in ink-print textbooks has been printed in regular type. Italic and other type forms have been used only where such type is required to illustrate a rule.

e. Although 41 cells may be used in transcribing technical works, examples in this text have been shortened to conform to the space available on the ink-print lines.

§3. Interpretation: *It is important that this presentation be accepted quite literally and that no meaning be imputed to the rules and principles which is not expressly stated or directly implied. It may sometimes appear quite arbitrary that a particular sign has been classified in a section which the reader's past experience or training indicates is inappropriate. For the purposes of this Code, however, the transcriber or teacher must accept the classification as well as the rules herewith presented, past experience or technical training notwithstanding.*

In certain situations it may be felt that some constructions are excessively long and there may be a temptation to shorten the construction by the use of a symbol of one's own invention. However, *the transcriber is enjoined against yielding to this temptation.* The Code has been formulated in such a way that the same construction gives the same information to the braille reader from elementary through the most advanced mathematics. Therefore, tampering with the constructions presented herein would have the effect of destroying this uniformity. Signs which for many decades have been exclusively associated with college and graduate mathematics have in recent years been filtering down to high school and grade school levels. Thus, the set operations such as *union, intersection, and inclusion*, which were traditionally encountered for the first time by a mathematics major in his junior year in college, have now become fairly commonplace at the fourth or fifth grade level, and are first met even earlier. In addition, grade school and high school mathematics are now being presented with considerably more rigor than heretofore, and shades in meaning are being preserved and even emphasized by the use of distinct signs having similar, but not equivalent, meanings. In keeping with this spirit, the Code furnishes distinct braille symbols corresponding to distinct signs in ink print. In particular, at the lower levels of mathematics, this Code maintains a distinction between the horizontal and diagonal fraction lines, and between the *dot* and the *cross* which signify multiplication. Signs which have separate identities in ink print should be represented by distinct symbols in braille.

§4. Technical and Non-Technical Texts:

a. The designation *non-technical* implies only the absence of mathematical or scientific notation; a work in law or medicine may be quite technical in those fields, but must be regarded as non-technical in the sense just mentioned.

b. *Partially technical* works include science books written for the layman or textbooks in other fields which use mathematical terminology and notation. Such works are characterized by the use of an occasional mathematical sign or a small number of such signs. In works of this kind, the mathematical signs may be treated as in English Braille. This procedure is particularly suitable when there is no intention that the reader should manipulate such signs for the purpose of solving equations or performing computations. Sometimes, however, the replacement of a sign by a corresponding word is not practical, especially when an aggregate of such signs appears in an arrangement which is unusual from the literary point of view. In such cases, the transcriber should use the symbols and the rules of this Code with a note to the braille reader that this is being done. A list of the mathematical symbols being used should be included at the beginning of only the braille volume in which they occur.

c. *Technical* works are those in the fields of mathematics, statistics, physics, or chemistry. In such works the symbols and rules of this Code must be used. They must also be used in works in other fields which make strong use of mathematical signs and modes of expression. In all technical works the transcriber must indicate at the beginning of each volume by means of a transcriber's note that the work has been transcribed in Nemeth Code, giving the year the code was adopted. Even when the Nemeth Code is used, title pages must be transcribed as in English Braille without the use of Nemeth Code symbols, except for items which contain mathematical expressions for which it would be inappropriate or impractical to use English Braille.

d. It is recommended that machines be set for a braille line of 41 cells when transcribing technical works.

RULES

RULE I—BRAILLE INDICATORS

Alphabetic Indicators

English-Letter	⠠
German-Letter	⠡
Greek-Letter	
For standard letters	⠢
For alternative letters	⠣
Hebrew-Letter	⠤
Russian-Letter	⠥

Arrow Direction Indicators

Depresses Nearer Arrowhead by 45 Degrees	⠦
Elevates Nearer Arrowhead by 45 Degrees	⠧
Makes Nearer Arrowhead Point Up	⠨
Makes Nearer Arrowhead Point Down	⠩

Arrow Types: Boldface

⠠

Cancellation Indicators

Opening	⠠
Closing	⠡

Capitalization Indicators

Single	⠠
Double	⠡

Carried Number Indicator for Addition
(varying in length)

⠠ ⠠ ⠠

Fraction Indicators**Simple**

Opening $\cdot\cdot$

Closing $\cdot\cdot$

Complex

Opening $\cdot\cdot \cdot\cdot$

Closing $\cdot\cdot \cdot\cdot$

Hypercomplex

Opening $\cdot\cdot \cdot\cdot \cdot\cdot$

Closing $\cdot\cdot \cdot\cdot \cdot\cdot$

Fractional Part of a Mixed Number

Opening $\cdot\cdot \cdot\cdot$

Closing $\cdot\cdot \cdot\cdot$

General Reference Indicator

$\cdot\cdot \cdot\cdot$

Level Indicators

Base Line $\cdot\cdot$

Superscript $\cdot\cdot$

Superscript with Superscript $\cdot\cdot \cdot\cdot$

Superscript with Subscript $\cdot\cdot \cdot\cdot$

Superscript with Superscript with Superscript $\cdot\cdot \cdot\cdot \cdot\cdot$

Superscript with Superscript with Subscript $\cdot\cdot \cdot\cdot \cdot\cdot$

Superscript with Subscript with Superscript $\cdot\cdot \cdot\cdot \cdot\cdot$

Superscript with Subscript with Subscript $\cdot\cdot \cdot\cdot \cdot\cdot$

Subscript $\cdot\cdot$

Subscript with Superscript $\cdot\cdot \cdot\cdot$

Subscript with Subscript	⠠⠨⠠⠨
Subscript with Superscript with Superscript	⠠⠨⠠⠨⠠⠨⠠⠨
Subscript with Superscript with Subscript	⠠⠨⠠⠨⠠⠨⠠⠨
Subscript with Subscript with Superscript	⠠⠨⠠⠨⠠⠨⠠⠨
Subscript with Subscript with Subscript	⠠⠨⠠⠨⠠⠨⠠⠨
Modification Indicators	
Multipurpose	⠠⠨
Directly Over	
First order	⠠⠨
Second order	⠠⠨⠠⠨
Directly Under	
First order	⠠⠨
Second order	⠠⠨⠠⠨
Superposition	⠠⠨
Termination	⠠⠨
Multipurpose Indicator	⠠⠨
Numeric Indicator	⠠⠨
Punctuation Indicator	⠠⠨
Radical Indicators	
Index-of-Radical	⠠⠨
Order-of-Radical	
First inner radical	⠠⠨
Second inner radical	⠠⠨⠠⠨
Third inner radical	⠠⠨⠠⠨⠠⠨
Termination	⠠⠨

Shape Indicators

Shape	⠠
Structural Shape-Modification	⠠
Interior Shape-Modification	⠠
Filled-In Shape	⠠
Shaded Shape	⠠
Termination	⠠
Termination Indicator	⠠

Type-Form Indicators for Letters, Numerals, and Compound Expressions

Boldface Type	⠠
Italic Type	⠠
Sanserif Type	⠠
Script Type	⠠

Type-Form Indicators for Words, Phrases, and Mathematical Statements

Opening Boldface Type	⠠
Opening Italic Type	⠠
Closing Boldface Type	⠠
Closing Italic Type	⠠

§5. **Concept of Braille Indicators:** Mathematical expressions are represented in ink print by the use of arbitrary signs among which are the digits, the lower-case and capitalized letters of several alphabets, the script, italic, and boldface forms of these same letters, as well as numerous signs of operation, signs of comparison, signs of grouping, and many other signs serving the miscellaneous requirements of mathematical and scientific expression. Furthermore, mathematical significance is imparted not only by these signs separately, but by their collective arrangement on levels above or below a reference line of writing, as well as by their disposition above or below a fraction line. With only sixty-three distinct braille characters available, sixty-four if the space is counted, the accomplishment of this Code is to make provision for the representation of all these signs, as well as to give an indication of their arrangement.

It is, of course, impossible to establish a one-to-one correspondence between the sixty-three braille characters and the hundreds of signs used in modern mathematics. It is also impractical, as a general procedure, to imitate the arrangement of these signs at various levels relative to a reference line of writing or to a fraction line. Accordingly, the Code presented in the following pages is characterized by the use of a system of braille indicators. The braille indicators in this Code play the same role as do the composition signs

of English Braille. In both systems, the braille indicators or the signs of composition correspond to no sign in ink print; however, they have the power of imparting meaning to the braille symbols with which they are associated. While there are only a few signs of composition in English Braille, there are many in this Code. By their use it is possible to represent the numerous type forms and alphabets used in ink print and to convey the "two-dimensional" information contained in ink print through the medium of the braille system whose nature is essentially "one-dimensional."

§6. **Spacing with Braille Indicators:** No space should be left between a braille indicator and the symbol or expression to which it applies. In addition, the punctuation indicator, level indicators, and modification indicators apply both to the material which precedes as well as to the material which follows them. There are special spacing rules for the type-form indicators for words, phrases, and mathematical statements (see §33). Examples illustrating this spacing rule are found throughout the Code.

RULE II—NUMERIC SIGNS AND SYMBOLS

Numeric Indicator :•
 ••

Arabic Digits (Nemeth Code)

0	1	2	3	4	5	6	7	8	9
⠠	⠠	⠠	⠠	⠠	⠠	⠠	⠠	⠠	⠠
⠠	⠠	⠠	⠠	⠠	⠠	⠠	⠠	⠠	⠠

Comma (mathematical)

American	,	⠠
		⠠
Continental	.	⠠
		⠠

Decimal Point

American	.	⠠
		⠠
Continental	,	⠠
		⠠

§7. **Representation of Arabic Numerals:**

- a. Digits are represented in two ways: as in English Braille, and as in the Nemeth Code. The digits in English Braille are represented by the letters "j" and "a" through "i". The digits in the Nemeth Code are represented by the symbols whose configurations correspond to these same letters, but which occupy the lower portion of the braille cell.
- b. Even when a work is transcribed in the Nemeth Code, when at all practical or appropriate, all numerals on title pages must be transcribed as in English Braille. Numerals at the corners of pages and at the ends of page-separation lines must also be transcribed as in English Braille. English Braille numerals must be used when the technique of "keying" (§187) is employed. In all other cases, including contents pages, forewords, introductions, page references, footnotes, indices, and bibliographies, the numerals of the Nemeth Code must be used.

§8. **Comma, Decimal Point:**

- a. The transcriber should be alert to the possibility that variant forms of the comma and decimal point are sometimes employed, particularly in books published outside of the United States. Although the ink print signs for the comma and decimal point differ from

those used in the United States, this difference is not reflected in the braille transcription. However, a transcriber's note should be included at the beginning of the book to inform the reader of the continental usage in the ink-print edition.

(1) 1,378 ⠠⠠⠠⠠⠠⠠⠠
 (American usage of comma)

(2) 1.378 ⠠⠠⠠⠠⠠⠠⠠
 (Continental usage of comma)

(3) 3.76 ⠠⠠⠠⠠⠠⠠
 (American usage of decimal)

(4) 3,76 ⠠⠠⠠⠠⠠⠠
 (Continental usage of decimal)

b. *The comma*, American or Continental, which is interior to a numeral, and which is used to partition the numeral into short regular segments, must be regarded as a numeric symbol. As such, the comma is subject to the rules for transcribing numerals.

(1) 1,478 ⠠⠠⠠⠠⠠⠠⠠
 (the comma is a numeric symbol, not a punctuation mark)

(2) 100, 200, 300 ⠠⠠⠠⠠⠠⠠⠠⠠⠠⠠⠠⠠⠠⠠⠠⠠⠠
 (the commas are punctuation marks, not numeric symbols)

c. *The decimal point*, American or Continental, should be regarded as a numeric symbol only when it is associated with a numeral. An omission symbol must not be regarded as a numeric symbol. As a numeric symbol, the decimal point is subject to the rules for transcribing numerals.

(1) .35 ⠠⠠⠠⠠⠠
 (the decimal point is a numeric symbol)

(2) 3.14 ⠠⠠⠠⠠⠠⠠⠠
 (the decimal point is a numeric symbol)

(3) .2a₁a₂a₃ ⠠⠠⠠⠠⠠⠠⠠⠠⠠⠠⠠
 (the decimal point is a numeric symbol)

(4) .a₁a₂a₃ ⠠⠠⠠⠠⠠⠠⠠
 (the decimal point is not a numeric symbol)

(5) .1 + .2 = — ⠠⠠⠠⠠⠠⠠⠠⠠⠠⠠⠠⠠⠠⠠⠠⠠⠠
 (the first two decimal points are numeric symbols)

§9. Use of the Numeric Indicator: The numeric indicator must be used to introduce one or more unspaced numeric symbols under the following circumstances:

a. The numeric indicator must be used at the beginning of a braille line or after a space. It must also be used after a minus symbol which occurs at the beginning of a braille line or which follows a space. For exceptions, see §11.

(1) 27 $\begin{matrix} \cdot\cdot & \cdot\cdot & \cdot\cdot \\ \cdot\cdot & \cdot\cdot & \cdot\cdot \end{matrix}$

(2) There were 7 balls. $\begin{matrix} \cdot\cdot & \cdot\cdot & \cdot\cdot & \cdot\cdot & \cdot\cdot & \cdot\cdot & \cdot\cdot & \cdot\cdot & \cdot\cdot & \cdot\cdot \\ \cdot\cdot & \cdot\cdot & \cdot\cdot & \cdot\cdot & \cdot\cdot & \cdot\cdot & \cdot\cdot & \cdot\cdot & \cdot\cdot & \cdot\cdot \end{matrix}$

(3) $1 + x + y = 0$ $\begin{matrix} \cdot\cdot & \cdot\cdot & \cdot\cdot & \cdot\cdot & \cdot\cdot & \cdot\cdot & \cdot\cdot & \cdot\cdot & \cdot\cdot \\ \cdot\cdot & \cdot\cdot & \cdot\cdot & \cdot\cdot & \cdot\cdot & \cdot\cdot & \cdot\cdot & \cdot\cdot & \cdot\cdot \end{matrix}$

(1 plus x plus y equals 0)

(4) $y = 2 \sin x$ $\begin{matrix} \cdot\cdot & \cdot\cdot & \cdot\cdot & \cdot\cdot & \cdot\cdot & \cdot\cdot & \cdot\cdot \\ \cdot\cdot & \cdot\cdot & \cdot\cdot & \cdot\cdot & \cdot\cdot & \cdot\cdot & \cdot\cdot \end{matrix}$

(y equals 2 sine x)

(5) $\sin 1$ $\begin{matrix} \cdot\cdot & \cdot\cdot & \cdot\cdot & \cdot\cdot & \cdot\cdot \\ \cdot\cdot & \cdot\cdot & \cdot\cdot & \cdot\cdot & \cdot\cdot \end{matrix}$

(6) $\sin^2 2x$ $\begin{matrix} \cdot\cdot & \cdot\cdot & \cdot\cdot & \cdot\cdot & \cdot\cdot & \cdot\cdot & \cdot\cdot \\ \cdot\cdot & \cdot\cdot & \cdot\cdot & \cdot\cdot & \cdot\cdot & \cdot\cdot & \cdot\cdot \end{matrix}$

(sine squared of 2x)

(7) $0.333 \dots 3 \dots$ $\begin{matrix} \cdot\cdot & \cdot\cdot & \cdot\cdot & \cdot\cdot & \cdot\cdot & \cdot\cdot & \cdot\cdot & \cdot\cdot & \cdot\cdot & \cdot\cdot \\ \cdot\cdot & \cdot\cdot & \cdot\cdot & \cdot\cdot & \cdot\cdot & \cdot\cdot & \cdot\cdot & \cdot\cdot & \cdot\cdot & \cdot\cdot \end{matrix}$

(8) $\log_{10} 2$ $\begin{matrix} \cdot\cdot & \cdot\cdot & \cdot\cdot & \cdot\cdot & \cdot\cdot & \cdot\cdot \\ \cdot\cdot & \cdot\cdot & \cdot\cdot & \cdot\cdot & \cdot\cdot & \cdot\cdot \end{matrix}$

(logarithm to the base 10 of 2)

(9) $\angle 1$ $\begin{matrix} \cdot\cdot & \cdot\cdot & \cdot\cdot \\ \cdot\cdot & \cdot\cdot & \cdot\cdot \end{matrix}$

(angle 1)

(10) $(x = 0)$ $\begin{matrix} \cdot\cdot & \cdot\cdot & \cdot\cdot & \cdot\cdot & \cdot\cdot & \cdot\cdot \\ \cdot\cdot & \cdot\cdot & \cdot\cdot & \cdot\cdot & \cdot\cdot & \cdot\cdot \end{matrix}$

(x equals 0 enclosed in parentheses)

(11) $\frac{11}{5}$ $\begin{matrix} \cdot\cdot & \cdot\cdot & \cdot\cdot \\ \cdot\cdot & \cdot\cdot & \cdot\cdot \end{matrix}$

$$\begin{matrix} \cdot\cdot & \cdot\cdot & \cdot\cdot & \cdot\cdot & \cdot\cdot \\ \cdot\cdot & \cdot\cdot & \cdot\cdot & \cdot\cdot & \cdot\cdot \end{matrix}$$

$$\begin{matrix} \cdot\cdot & \cdot\cdot \\ \cdot\cdot & \cdot\cdot \end{matrix}$$

(a simple fraction)

(12)
$$\frac{\frac{1+3}{4+5}}{\frac{3+4}{5+6}}$$

(a complex fraction)

(13)
$$\frac{(1-x) \frac{d}{dx} (2x) - 2x \frac{d}{dx} (1-x)}{(1-x)^2} \div 1 + \left(\frac{2x}{1-x}\right)^2$$

(a hypercomplex fraction)

(14) -1

(minus 1)

(15) -3

(minus three tenths)

b. The numeric indicator must be used after a punctuation mark. However, the hyphen requires special attention (see section f below). It must also be used after a minus symbol which follows a punctuation mark.

- (1) "3 dogs" ⠠⠨⠦⠆⠠⠠⠠⠠⠠⠠⠠⠠⠠
- (2) Probability—0 ⠠⠠⠠⠠⠠⠠⠠⠠⠠⠠⠠⠠⠠⠠⠠⠠⠠⠠⠠⠠⠠⠠
- (3) ".5 ⠠⠠⠠⠠⠠⠠
- (4) "—4 ⠠⠠⠠⠠⠠⠠

c. The numeric indicator must be used after a left grouping symbol which introduces a determinant or matrix. It must also be used after a minus symbol which follows such a grouping symbol.

- (1)
$$\begin{vmatrix} 1 & 2 \\ -3 & -4 \end{vmatrix}$$
 ⠠⠠⠠⠠⠠⠠⠠⠠⠠⠠⠠⠠⠠⠠⠠⠠⠠⠠⠠⠠⠠⠠

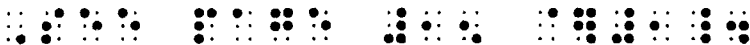

- (2)
$$\begin{vmatrix} 1 & \frac{1}{2} \\ \frac{1}{2} & \frac{1}{4} \end{vmatrix}$$
 ⠠⠠⠠⠠⠠⠠⠠⠠⠠⠠⠠⠠⠠⠠⠠⠠⠠⠠⠠⠠⠠⠠

d. The numeric indicator must be used after a section mark, paragraph mark, crosshatch, or asterisk. It must also be used after the general reference indicator or any reference symbol.








- (1) 3 § 4 ⠠⠠⠠⠠⠠⠠⠠⠠⠠⠠
- (3 section mark 4)

- (2) 3 # 4 ⠠⠠⠠⠠⠠⠠⠠⠠⠠
- (3 crosshatch 4)







- (3) 3 * 4 ⠠⠠⠠⠠⠠⠠⠠⠠⠠
- (3 asterisk 4)

- (4) See page 15¹. 
 (1 follows the general reference indicator; the 1 is raised in ink print)
- (5) †3 
 (dagger 3)

e. The numeric indicator must be used after any of the type-form indicators, or after making a transition from non-regular to regular type within the same numeral. It must also be used after the interior shape-modification indicator.


- (1) *3* 
 (italicized 3)
- (2) **0** 
 (boldface zero)
- (3) *.3* 
 (italicized three tenths)
- (4) *2* 
 (script 2)
- (5) **4356** 
 (the first two digits in boldface type, the last two in regular type)
- (6) 
 (5 enclosed within a circle)
- (7) 
 (5 enclosed within a square)

f. The numeric indicator must be used after a hyphen when the hyphen follows a word, an abbreviation, or a mark of punctuation. However, also see §11d.

- (1) 1-to-1 correspondence 
- (2) hydrogen-3 
- (3) DC-7 
- (4) B-49 bomber 
- (5) U-238 
- (6) (287?-212 B.C.) 

g. The numeric indicator must be used after the opening transcriber's grouping symbol.

(1) In x^2 , the ² is the exponent.



§10. Definition of "Enclosed List":

An "enclosed list", for the purposes of this Code, must meet the following requirements:

- i. It must begin and end with a sign of grouping. These signs of grouping do not necessarily have to be of the same kind.
- ii. It must contain no word, abbreviation, ordinal ending, or plural ending.
- iii. A function name, an abbreviated function name, or a sign of shape and the signs which follow them are regarded as a single item.
- iv. An item of the list may be the ellipsis or any sign used for omission.
- v. No sign of comparison may appear anywhere within the list.
- vi. The list must have at least two items. The items of the list must be separated only by commas; the list must not contain any other kind of punctuation mark (except the ellipsis or the long dash which is used for omission) and the space cannot be the sole means for separating items.

(1) 1, i, -1, -i (not an "enclosed list" according to i)

(2) (a, b] (an "enclosed list"; meets all requirements)

(3) (1/2, 1/2 + x, 3/4 + x^2) (an "enclosed list"; meets all requirements)

(4) (1, 2, and 3) (not an "enclosed list" according to ii)

(5) (h ft, k in) (not an "enclosed list" according to ii)

(6) (1st, 2nd, 3rd) (not an "enclosed list" according to ii)

(7) (x's, y's, z's) (not an "enclosed list" according to ii)

- (8) [$\angle 1^\circ$, $\sin 1^\circ$] (angle 1 degree, sine 1 degree; an "enclosed list"; meets all requirements)
- (9) (a, b, ...) (an "enclosed list"; meets all requirements)
- (10) (x + 1, x + 2, ?, ?, x + 5) (an "enclosed list"; meets all requirements)
- (11) (x = 1, 2, ..., 10) (not an "enclosed list" according to v)
- (12) (a = 1, b = 2, c = -4) (not an "enclosed list" according to v)
- (13) (u, v; x, y) (not an "enclosed list" according to vi)
- (14) (1 2 3) (not an "enclosed list" according to vi)

§11. Non-Use of the Numeric Indicator: It must not be assumed that because a symbol is numeric that the numeric indicator must be used with that symbol. The numeric indicator must not be used preceding a numeric symbol under the following circumstances:

a. The numeric indicator must not be used at the *beginning* of an item which is part of an "enclosed list" as defined in §10 above, even if such an item has been run over to another line. However, if any item in an "enclosed list" is a numeral in a type form other than regular type, that item requires the numeric indicator.

- (1) [0, 1] (the numeric indicator is required before the 30 and the 60 because these are *not the beginning* of their respective items)
- (2) (-1, -2, -3)
- (3) (1 + h, 2 + k, 0)
- (4) (0, -1, ±2)
- (5) (2 sin 30°, 3 cos 60°)

- (6) (1, 2, 3, 4, 5, 6, 7, 8, 9,
10, 11, 12)

(the numeric indicator is not required before 10 even though 10 begins a new line)

- (7) (x, 7, 8, y)

(the 8 in this "enclosed list" is in boldface type)

b. The numeric indicator must not be used in work arranged in columns and aligned for addition, subtraction, multiplication, division, or alignment of a system of equations.

- (1) $\begin{array}{r} 273 \\ + 85 \\ \hline \end{array}$

(a problem aligned for addition)

- (2) $\begin{array}{r} 426 \\ \times 34 \\ \hline \end{array}$

(a problem aligned for multiplication)

- (3) $\begin{array}{r} 18 \text{ r } 2 \\ 25 \overline{)452} \end{array}$

(a problem aligned for division)

- (4) $\begin{array}{l} 2x - y - 5z + 9 = 0 \\ 7y - 5z + 28 = 0 \\ 5y - 11z - 43 = 0 \end{array}$

(alignment of three equations)

c. The numeric indicator must not be used after a space if the purpose of the space is to partition a numeral into segments.

(1) $\pi = 3.14159\ 26535 \dots$



(2) $\begin{array}{ccc} 947, & 147, & 592 \\ \text{Millions} & \text{Thousands} & \text{Ones or Units} \end{array}$



d. The numeric indicator must not be used after a hyphen if the hyphen follows a numeral, a letter, or other mathematical expression.

(1) 65-75



(2) 3:30-4:45




(three thirty to four forty-five)

(3) Read section A-12.



e. The numeric indicator must not be used in any situation not covered in §§9 and 11.

(1) x^2



(2) $\frac{3}{x}$




(3) r 5




(remainder of 5 as in a division problem)


(4) $ax^3 + bx^2y + cxy^2 + dy^3 + ex^2 + y^2 - 7$



(5) $x - 5$



(6) 2×4



(7) 10,000



(in this numeral, the comma is not a punctuation mark)

(8) $|-3|$



(the absolute value of minus 3)

§12. Long Numerals: Long numerals that cannot be completely accommodated on one braille line may be divided and run over to another line. Such a division must be made after a comma, if present, and a hyphen must be supplied. The numeric indicator must be used as the first braille symbol of the braille line to which the numeral has been run over.

- (1) 100,000,000,000,-
000
- (2) 1000000000000-
000

§13. Representation of Numerals to Non-Decimal Bases:

a. When a system of numeration is to a base other than 10, a common technique for providing additional digits is to use letters, either lower-case or capitalized, in addition to the ten Arabic digits. When this technique is used, the transcriber must use only lower-case letters. If capitalized letters are used in ink print, the transcriber must indicate this fact in a transcriber's note.

- (1) 13TE7
(a base-12 numeral in which T represents 10 and E represents 11)
- (2) 3FFE2
(a base-16 numeral in which E represents 14 and F represents 15)


b. Another common technique for providing additional digits is to use standard or arbitrary signs to supplement the ten Arabic digits. Authors sometimes give names to these signs. For example, X (dek) represents 10 and E (el) represents 11. In this case, the transcriber must devise one-cell symbols for these signs, preferably chosen from among the letters of the English alphabet, and must insert a transcriber's note to specify the meanings which have been assigned to these symbols. The transcriber's note must include a drawing of any sign for which there is no equivalent symbol in the Code.


- (1) 13XE7
(a base-12 numeral in which X represents 10 and E represents 11. Here the transcriber has assigned X and E to 10 and 11)


c. Another common technique is to use an arbitrary set of signs which do not include Arabic digits. In this case, the transcriber must proceed as in b above.

- (1) @\$
(a base-3 numeral of three digits; here the transcriber has assigned @ to 0, \$ to 1, and % to 2)

d. The one-cell symbols which the transcriber uses to represent the digits of a non-decimal numeration system must be regarded as numeric symbols. As such, these numeric symbols are subject to the rules for transcribing numerals.

(1) t2e4 
 (a base-12 numeral; t and e are lower case in ink print)

(2) 3t.t8 
 (a base-12 numeral containing a decimal point between the second and third digits; t is lower case in ink print)

(3) FA9,B7C.0A 
 (a base-16 numeral containing a comma and a decimal point; F, A, B and C are capitalized in ink print)

§14. Ordinal Endings: (See §55d.)

§15. Plural and Possessive Endings: (See §39.)

§16. Numerals in Diagrams: In diagrams which contain numeric labels, the numeric indicator must be used. The space to accommodate the numeric indicator may often be gained by a sufficient enlargement of the diagram.

§17. Numerals in Table Entries: In tables whose entries consist entirely of numerals, the numeric indicator must be omitted. However, in tables whose entries are a mixture of words, numerals, letters, or other mathematical signs, the numeric indicator must be used. This rule applies only to the body of a table and not to the headings. Determinants and matrices are not to be regarded as tables. The minus symbol is not numeric so that, if it occurs in a table, the numeric indicator must be used throughout the table.


§18. Roman Numerals:

a. Capitalized Roman numerals must be transcribed using the single capital sign before one letter and the double capital sign before more than one letter. For the use of the English-letter indicator with Roman numerals, see §28c.


(1) I, II, III, IV, V.





(2) The letters I, V, X, L, C, D, M are the symbols we use to write Roman numerals.




(3) VII + V = XII 

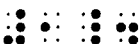


(4) (I + II) + III = I + (II + III) 

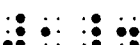


(5) II'  (prime sign follows the Roman numeral)

(6) \bar{M}  (bar over M)


(7) V = 5, L = 50. 


(8) Read chapters I-V and XI-XV. 

(9) I. 
 (I) 
 (II) 

(10) I. 
 I. 
 II. 


b. When a Roman numeral consists of one or more lower-case letters it must be treated as though it were a "single letter" and, as such, the English-letter indicator must be used or not used in accordance with the rules governing the English-letter indicator (see §§26-28).

(1) i, ii, iii, iv, v. 


(2) See pages v and vi. 

(3) ¶a, §i and §ii. 

(4) vi + iv = x 


(5) i = 1, v = 5, and x = 10. 

(6) Read pages i-v and xi-xv.




(7) 1.

(i)
(ii)



(8) 1.

i.
ii.



c. When it is questionable that a letter combination is a Roman numeral, treat the combination as if it is not a Roman numeral.

(1) CL



(this combination occurs in a context from which it cannot be ascertained whether CL is a Roman numeral)

(2) mix



(this combination occurs in a context from which it cannot be ascertained whether mix is a Roman numeral)

d. For punctuation of Roman numerals, see §37, iii.

§19. Spacing with Numerals: Spaces within numerals must be left when it is necessary to partition a numeral into short regular segments, or to achieve alignment. (For examples see §11b and c.)

RULE III—CAPITALIZATION

Capitalization Indicators

Single



Double



(For combinations of capitalization, alphabetic, and type-form indicators, see Appendix, page 208)

§20. Use of the Capitalization Indicator:

a. The capitalization indicator must be used to indicate the capitalization of a letter from any of the alphabets listed in **Rule IV**, except the Hebrew alphabet whose letters do not possess a capitalized form. This indicator must precede the letter concerned.

(1) **Ä** ⠠⠠⠠⠠⠠⠠
 (German capitalized ah)

(2) **Γ** ⠠⠠⠠⠠⠠⠠
 (Greek capitalized gamma)

b. For capitalized Roman numerals, see §18a.

c. For the capitalization of abbreviations, see §50.

§21. Non-Use of the Capitalization Indicator: Capitalization must not be used with a letter just because it begins a sentence, if the corresponding letter in ink print is uncapitalized.

(1) x is a number between 2 and 3.

⠠⠠⠠⠠⠠⠠ ⠠⠠⠠⠠⠠⠠ ⠠⠠⠠⠠⠠⠠ ⠠⠠⠠⠠⠠⠠⠠⠠⠠⠠⠠⠠⠠ ⠠⠠⠠⠠⠠⠠ ⠠⠠⠠⠠⠠⠠ ⠠⠠⠠⠠⠠⠠ ⠠⠠⠠⠠⠠⠠⠠⠠⠠⠠⠠⠠⠠

§22. Effectiveness of the Capitalization Indicator:

a. The effectiveness of the single capitalization indicator extends only to the letter which follows it, so that if each letter in a sequence requires capitalization, the capitalization indicator must be used with each of these letters individually.

(1) **△ ABC** ⠠⠠⠠⠠⠠⠠ ⠠⠠⠠⠠⠠⠠ ⠠⠠⠠⠠⠠⠠⠠⠠⠠⠠⠠⠠⠠
 (triangle ABC)

b. The effectiveness of the double capitalization indicator in Roman numerals and in abbreviations extends to all of the letters which immediately follow it. However, a symbol other than a letter terminates its effect.

(1) **LL.D.** ⠠⠠⠠⠠⠠⠠ ⠠⠠⠠⠠⠠⠠ ⠠⠠⠠⠠⠠⠠⠠⠠⠠⠠⠠⠠⠠

(2) **III + V** ⠠⠠⠠⠠⠠⠠ ⠠⠠⠠⠠⠠⠠ ⠠⠠⠠⠠⠠⠠⠠⠠⠠⠠⠠⠠⠠

RULE IV—ALPHABETS

Alphabetic Indicators

English (Roman) Letter ⠠⠠⠠⠠⠠⠠

German-Letter ⠠⠠⠠⠠⠠⠠

Greek-Letter

For Standard Letters



For Alternative Forms of Letters



Hebrew-Letter



Russian (Cyrillic) Letter



(For combinations of capitalization, alphabetic, and type-form indicators, see Appendix, page 208)

Alphabets

English (Roman) Alphabet

Ordinary lower-case	Ordinary capitalized	Script lower-case	Script capitalized	Sanserif capitalized	Braille equivalent
a	A	<i>a</i>	<i>A</i>	A	⠁
b	B	<i>b</i>	<i>B</i>	B	⠃
c	C	<i>c</i>	<i>C</i>	C	⠉
d	D	<i>d</i>	<i>D</i>	D	⠙
e	E	<i>e</i>	<i>E</i>	E	⠑
f	F	<i>f</i>	<i>F</i>	F	⠋
g	G	<i>g</i>	<i>G</i>	G	⠎
h	H	<i>h</i>	<i>H</i>	H	⠓
i	I	<i>i</i>	<i>I</i>	I	⠏
j	J	<i>j</i>	<i>J</i>	J	⠗
k	K	<i>k</i>	<i>K</i>	K	⠅
l	L	<i>l</i>	<i>L</i>	L	⠇
m	M	<i>m</i>	<i>M</i>	M	⠍

Ordinary lower-case	Ordinary capitalized	Script lower-case	Script capitalized	Sanserif capitalized	Braille equivalent
n	N	<i>n</i>	<i>N</i>	N	⠝
o	O	<i>o</i>	<i>O</i>	O	⠕
p	P	<i>p</i>	<i>P</i>	P	⠏
q	Q	<i>q</i>	<i>Q</i>	Q	⠒
r	R	<i>r</i>	<i>R</i>	R	⠗
s	S	<i>s</i>	<i>S</i>	S	⠎
t	T	<i>t</i>	<i>T</i>	T	⠞
u	U	<i>u</i>	<i>U</i>	U	⠥
v	V	<i>v</i>	<i>V</i>	V	⠺
w	W	<i>w</i>	<i>W</i>	W	⠽
x	X	<i>x</i>	<i>X</i>	X	⠭
y	Y	<i>y</i>	<i>Y</i>	Y	⠽
z	Z	<i>z</i>	<i>Z</i>	Z	⠵

German Alphabet

Name of letter	Ordinary lower-case	Ordinary capitalized	Script lower-case	Script capitalized	Braille equivalent
ah	a	A	<i>a</i>	<i>A</i>	⠁
beh	b	B	<i>b</i>	<i>B</i>	⠃
tseh	c	C	<i>c</i>	<i>C</i>	⠉
deh	d	D	<i>d</i>	<i>D</i>	⠔
eh	e	E	<i>e</i>	<i>E</i>	⠑
eff	f	F	<i>f</i>	<i>F</i>	⠋
gheh	g	G	<i>g</i>	<i>G</i>	⠎
hah	h	H	<i>h</i>	<i>H</i> or <i>G</i>	⠈
ee	i	I	<i>i</i>	<i>I</i>	⠇
yaht	j	J	<i>j</i>	<i>J</i> or <i>I</i>	⠊
kah	k	K	<i>k</i>	<i>K</i>	⠅
ell	l	L	<i>l</i>	<i>L</i>	⠙
em	m	M	<i>m</i>	<i>M</i>	⠍

Name of letter	Ordinary lower-case	Ordinary capitalized	Script lower-case	Script capitalized	Braille equivalent
en	n	N	<i>n</i>	<i>N</i>	⠝
oh	o	O	<i>o</i>	<i>O</i>	⠕
peh	p	P	<i>p</i>	<i>P</i>	⠏
koo	q	Q	<i>q</i>	<i>Q</i>	⠒
err	r	R	<i>r</i>	<i>R</i>	⠗
ess	s	S	<i>s</i> or <i>o</i>	<i>S</i>	⠎
teh	t	T	<i>t</i>	<i>T</i>	⠞
oo	u	U	<i>u</i>	<i>U</i>	⠥
fao	v	V	<i>v</i>	<i>V</i>	⠧
veh	w	W	<i>w</i>	<i>W</i>	⠧
iks	x	X	<i>x</i>	<i>X</i>	⠭
ypsilon	y	Y	<i>y</i>	<i>Y</i>	⠽
tset	z	Z	<i>z</i>	<i>Z</i>	⠵

Greek Alphabet (Standard)

Name of letter	Ordinary lower-case	Ordinary capitalized	Script lower-case	Script capitalized	Braille equivalent
alpha	α	A	<i>α</i>	<i>A</i>	⠁
beta	β	B	<i>β</i>	<i>B</i>	⠃
gamma	γ	Γ	<i>γ</i>	<i>Γ</i>	⠉
delta	δ	Δ	<i>δ</i>	<i>Δ</i>	⠔
epsilon	ε	E	<i>ε</i>	<i>E</i>	⠑

Name of letter	Ordinary lower-case	Ordinary capitalized	Script lower-case	Script capitalized	Braille equivalent
zeta	ζ	Z	<i>ζ</i>	<i>Z</i>	⠵
eta	η	H	<i>η</i>	<i>H</i>	⠈
theta	θ	Θ	<i>θ</i>	<i>Θ</i>	⠞
iota	ι	I	<i>ι</i>	<i>I</i>	⠇
kappa	κ	K	<i>κ</i>	<i>K</i>	⠅

Name of letter	Ordinary lower-case	Ordinary capitalized	Script lower-case	Script capitalized	Braille equivalent
lambda	λ	Λ	λ	Λ	⠠⠇
mu	μ	Μ	μ	Μ	⠠⠍
nu	ν	Ν	ν	Ν	⠠⠧
xi	ξ	Ξ	ξ	Ξ	⠠⠭
omicron	ο	Ο	ο	Ο	⠠⠥
pi	π	Π	π	Π	⠠⠏
rho	ρ	Ρ	ρ	Ρ	⠠⠗

Name of letter	Ordinary lower-case	Ordinary capitalized	Script lower-case	Script capitalized	Braille equivalent
sigma	σ	Σ	σ	Σ	⠠⠎
tau	τ	Τ	τ	Τ	⠠⠞
upsilon	υ	Υ	υ	Υ	⠠⠤
phi	φ	Φ	φ	Φ	⠠⠋
chi	χ	Χ	χ	Χ	⠠⠬
psi	ψ	Ψ	ψ	Ψ	⠠⠭
omega	ω	Ω	ω	Ω	⠠⠹

Hebrew Alphabet

Hebrew letters do not possess a capitalized form.

Name of letter	Ordinary	Script	Braille equivalent	Name of letter	Ordinary	Script	Braille equivalent	Name of letter	Ordinary	Script	Braille equivalent
aleph	א	א	⠠⠁	teth	ט	ט	⠠⠞	feh	פ	פ	⠠⠋
veth	ב	ב	⠠⠃	yod	י	י	⠠⠊	tsadi	צ	צ	⠠⠵
gimel	ג	ג	⠠⠄	chaph	כ	כ	⠠⠎	koph	ק	ק	⠠⠓
daleth	ד	ד	⠠⠡	lamed	ל	ל	⠠⠇	resh	ר	ר	⠠⠗
heh	ה	ה	⠠⠈	mem	מ	מ	⠠⠍	sin	ש	ש	⠠⠎
vav	ו	ו	⠠⠥	nun	נ	נ	⠠⠧	thav	ת	ת	⠠⠞
zayin	ז	ז	⠠⠵	samekh	ס	ס	⠠⠎				
cheth	ח	ח	⠠⠈	ayin	ע	ע	⠠⠥				

Russian Alphabet

The Russian alphabet is sometimes referred to as the *Cyrillic alphabet*.

Name of letter	Ordinary lower-case	Ordinary capitalized	Script lower-case	Script capitalized	Braille equivalent	Name of letter	Ordinary lower-case	Ordinary capitalized	Script lower-case	Script capitalized	Braille equivalent
ah	а	А	<i>а</i>	<i>А</i>	⠁	err	р	Р	<i>р</i>	<i>Р</i>	⠗
beh	б	Б	<i>б</i>	<i>Б</i>	⠃	ess	с	С	<i>с</i>	<i>С</i>	⠎
veh	в	В	<i>в</i>	<i>В</i>	⠄	teh	т	Т	<i>т</i>	<i>Т</i>	⠞
gheh	г	Г	<i>г</i>	<i>Г</i>	⠄	oo	у	У	<i>у</i>	<i>У</i>	⠥
deh	д	Д	<i>д</i> or <i>ѣ</i>	<i>Д</i>	⠃	eff	ф	Ф	<i>ф</i>	<i>Ф</i>	⠋
yeh	е	Е	<i>е</i>	<i>Е</i>	⠅	khah	х	Х	<i>х</i>	<i>Х</i>	⠭
zheh	ж	Ж	<i>ж</i>	<i>Ж</i>	⠇	tseh	ц	Ц	<i>ц</i>	<i>Ц</i>	⠦
zeh	з	З	<i>з</i> or <i>ѣ</i>	<i>З</i>	⠇	ch eh	ч	Ч	<i>ч</i>	<i>Ч</i>	⠴
ee	и	И	<i>и</i>	<i>И</i>	⠇	shah	ш	Ш	<i>ш</i>	<i>Ш</i>	⠶
kah	к	К	<i>к</i>	<i>К</i>	⠅	shchah	щ	Щ	<i>щ</i>	<i>Щ</i>	⠶
ell	л	Л	<i>л</i>	<i>Л</i>	⠇	yerih	ы	Ы	<i>ы</i>		⠥
em	м	М	<i>м</i>	<i>М</i>	⠇	eh	э	Э	<i>э</i>	<i>Э</i>	⠅
en	н	Н	<i>н</i>	<i>Н</i>	⠇	yu	ю	Ю	<i>ю</i>	<i>Ю</i>	⠥
oh	о	О	<i>о</i>	<i>О</i>	⠅	yah	я	Я	<i>я</i>	<i>Я</i>	⠥
peh	п	П	<i>п</i>	<i>П</i>	⠇						

§23. Alphabets:

a. Specific provision is made in this Code for five alphabets — English, German, Greek, Hebrew, and Russian. The letters of the English alphabet are often called *Roman*, and those of the Russian alphabet *Cyrillic*.

b. Some of the letters of the ordinary lower-case Greek alphabet possess an alternative form. The more common ones are:

Name of letter	Sign	Braille equivalent
alpha	α	⠠⠠⠠
beta	β	⠠⠠⠠
theta	θ	⠠⠠⠠
sigma	σ	⠠⠠⠠
phi	φ	⠠⠠⠠

When these alternative forms occur *instead of* the standard forms throughout a text, the symbols for the standard forms should be used in braille, and the transcriber should call attention to this usage by a transcriber's note. The alternative forms should be used only when the author has assigned distinct meanings to the standard and alternative forms of the same letter.









c. Some Greek letters used in textbooks are obsolete. The more common ones are:

Name of letter	Sign	Braille equivalent
stigma	Ϛ	⠠⠠⠠
vau	Ϝ	⠠⠠⠠
koph (or qoph)	Ϙ	⠠⠠⠠
sampi	Ϟ	⠠⠠⠠





§24. Alphabetic Indicators:

a. Except for the English-letter indicator (see §§26-28), the appropriate alphabetic indicator must be used to specify the alphabet to which a letter belongs. If the letter is lower case, the corresponding alphabetic indicator must precede the letter directly; if the letter is capitalized, so that the capitalization indicator is also required, the alphabetic indicator must precede the capitalization indicator.

- (1) α ⠠⠠⠠
(Greek lower-case alpha)
- (2) Σ ⠠⠠⠠⠠⠠⠠⠠
(Greek capitalized sigma)

- (3) π 
(Greek lower-case pi)
- (4) ϕ 
(alternative form of Greek lower-case phi)
- (5) ς 
(Greek stigma; obsolete)
- (6) a 
(German lower-case ah)
- (7) A 
(German capitalized ah)
- (8) \aleph_0 
(Hebrew alef sub zero)
- (9) a 
(Russian lower-case ah)
- (10) A 
(Russian capitalized ah)

b. The effectiveness of an alphabetic indicator extends only to the letter or, in the case of the English-letter indicator, to a "short-form combination" or a lower-case Roman numeral which follows it. When an alphabetic indicator is required, it must be used with each individual letter of a sequence of letters or, in the case of the English-letter indicator, with the "short-form combination" which follows it. (See §25.)


- (1) $\alpha\beta$ 
(Greek lower-case alpha followed by Greek lower-case beta)
- (2) $\text{A}\alpha + \text{B}\beta$ 
(German capitalized ah followed by Greek lower-case alpha plus German capitalized beh followed by Greek lower-case beta)
- (3) ab is parallel to cd 
- (4) iv 

§25. "Single Letters" and "Short-Form Letter Combinations" (See §26):

- a. A "single letter", for the purposes of this Code, must meet the following requirements:

i. The letter must be from the English alphabet.


(1) a corresponds to α and D corresponds to Δ .



 (a and D are "single letters"; α and Δ are not)

ii. It must be in regular type.


(1) X is a vector; x is a scalar



 (X is not a "single letter"; x is a "single letter")

iii. It must be unmodified.

(1) x' , x'' , x_1 , x_n , x^2 , \bar{x}



 (none of these items is a "single letter")

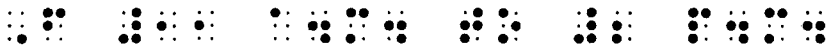
iv. It must not be an abbreviation or any of the words "a", "A", "I", or "O".

(1) 1 l. = 1000 cc.



(the l. is not a "single letter")

(2) From 11 a.m. to 2 p.m.



(the letters in a.m. and p.m. are not "single letters")


(3) If I take i as a variable . . .




(the words "I" and "a" are not "single letters")

v. It must be preceded by a space or by one or more punctuation marks in ink print. If this space is not shown in braille, the letter is no longer a "single letter." Whether these punctuation marks are preceded by a space or not is irrelevant. A grouping sign is not a mark of punctuation.


(1) x " x " (x (x





 (of the above items, the first three are "single letters"; the last is not)

- (2) $x + y$ 
 (y is not a "single letter" since it is not preceded by a space or punctuation)

vi. It must be followed by a space or by one or more punctuation marks in ink print. If this space is not shown in braille, the letter is no longer a "single letter." Whether these punctuation marks are followed by a space or not is irrelevant. A grouping sign is not a mark of punctuation.

- (1) $x'' x'' x$ 
 (of the above items, the first two are "single letters"; the last is not)


- (2) $A \cos b$ or $A \cos b$ 
 (A is not a "single letter" since no space will be left after the A in braille)


- (3) $x + y$ 
 (x is not a "single letter" since it is not followed by a space or punctuation)

b. A "short-form letter combination", more briefly referred to as a "short-form combination", for the purposes of this Code must meet the following requirements:


- i. It must be a letter combination which corresponds to a short-form word of English Braille.
- ii. All of its letters must be lower case.
- iii. It must meet the requirements of ii-vi of a above.


- (1) cd is parallel to ef .


 (cd is a "short-form combination"; ef is not)

- (2) to the n th degree 
 (nth is not a "short-form combination" according to i)


- (3) AB is perpendicular to CD



 (neither AB nor CD are "short-form combinations" according to ii)




- (4) $1 \text{ yr.} = 12 \text{ mo.}$ 
 (yr. is not a "short-form combination" according to iv of a above)


§26. Use of the English-Letter Indicator: Each of the following rules applies, subject to the conditions of §27.

a. The English-letter indicator must be used with English letters, whether lower case or capitalized, if the type form is other than regular type.

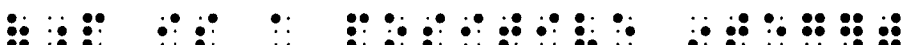
(12) ✓ a 


(13) $\frac{a}{ab}$ 


(14) 1. 
 a. 
 b. 


(15) If n, n_1, n_2, \dots 


(16) "x" = "y" 

(17) (p is a positive integer) 
 (p is in direct contact with its left grouping sign; this letter would require the English-letter indicator if the parenthesis was removed)

(18) (p and q) 
 (p and q are in direct contact with their respective grouping signs; these letters would require the English-letter indicator if the parentheses were removed)

(19) (l, m, n are in set R) 
 (l is in direct contact with its left grouping sign and R is in direct contact with its right grouping sign; these letters would require the English-letter indicator if the parentheses were removed)




(20) (x-intercept) 
 (the x would require the English-letter indicator if the parenthesis was removed)

(21) (ab and cd) 
 (these "short-form combinations" would require English-letter indicators if the parentheses were removed)




- c. For use of the English-letter indicator with abbreviations, see §51.
- d. For other situations in which the English-letter indicator may also be used, see §28.

§27. Non-Use of the English-Letter Indicator: It must not be assumed that because a symbol is a "single letter" or a "short-form combination" that the English-letter indicator must be used.

a. The English-letter indicator must not be used with a "single letter" or "short-form combination" that follows a function name or its abbreviation.


- (1) $\cos A$ 
- (2) $\arcsin ab$ 
- (3) $e^{\sin x}$ 

b. The English-letter indicator must not be used with a "single letter" or "short-form combination" that follows a sign of shape, provided that the sign of shape does not have a plural or a possessive ending. The English-letter indicator must not be used with a "single letter" or "short-form combination" which precedes a sign of shape when that sign of shape is also a sign of omission.

- (1) $\angle a$ 
- (2) $\triangle acr$ 
- (3) $x \square y$ 


(the square is a sign of shape which is also a sign of omission)

- (4) Find the sum of the n \angle 's.



(here the shape sign for angle is not an omission sign so that the English-letter indicator is required)

c. The English-letter indicator must not be used before any letter or combination of two or more letters in a determinant or matrix.

- (1) $\begin{vmatrix} a & b & c \\ d & e & f \\ g & h & i \end{vmatrix}$ 

(2) $\left| \begin{array}{cc} \frac{d}{du} & \frac{d}{dv} \\ \frac{d}{dx} & \frac{d}{dy} \end{array} \right|$

d. The English-letter indicator must not be used with a "single letter" or "short-form combination" which is an item in an "enclosed list." (For definition of "enclosed list" see §10.)

- (1) (0, a, 1, b, 2)
 - (2) {a, b, c, d}
 - (3) (ab, cd, ef)
 - (4) (a, 2x, b)
-


e. The English-letter indicator must not be used with the letter "s" when this "s" is part of the apostrophe-s combination.

- (1) x's, y's, and z's.
-

f. The English-letter indicator must not be used with a "single letter" or "short-form combination" which is preceded or followed by a comparison sign.

- (1) If a = b, then ac = bc.
 - (2) a = b, but c ≠ b.
 - (3) 30% of N = 63
 - (4) "x = y"
-

(5) In $x = 5$, x is the unknown.




(6) For some value of s , $d = st$.



(7) $a, b,$ and $c = 10$



(8) $i = 1, 2, \dots, n$



(9) $n : v \rightarrow r$



(10) $e \times e = e$ -squared



(11) $p:r = q:s$

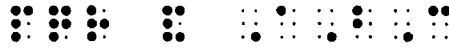


g. The English-letter indicator must not be used with any letter or combination of letters which are neither "single letters" nor "short-form combinations" in situations not specifically covered (see §§26, 27, 28, and 51).

(1) $x + y$ and $-a$



(2) pqr and ABC



(3) $x\%$



(4) $a \cos B$




(5) $m \angle b$



(6) If $n, n_1, n_2,$ are ...



(7) $\triangle ABC$ and $A'B'C'$ are similar.



h. For other situations in which the English-letter indicator is not required, see §28.

§28. Other Considerations Concerning the English-Letter Indicator:

a. The English-letter indicator must not be used when only one letter or any combination of unspaced letters is in direct contact with both its opening and closing grouping signs, provided that they are English letters in regular type. When only one letter or any

combination of unspaced letters is in direct contact with only its opening or only its closing grouping sign, the English-letter indicator must be used (see §26) or must not be used (see §27) as though the grouping signs were not present. However, if the grouping sign has a prime, subscript or superscript, the English-letter indicator must not be used.

- (1) 1. $\frac{1}{2}$
 - (a) $\frac{1}{2}$
 - (b) $\frac{1}{2}$
- (2) $|x|, [x], \|f\|$
- (3) $(ab) + (cd)$
- (4) (p is a positive integer)
- (5) (p and q)
- (6) (l, m, n are in set R)
- (7) (x-intercept)
- (8) (ab and cd)
- (9) $\{x \mid x \text{ has the property } R\}$
 (because of the *such that* sign, which is a comparison sign, the x's do not require the English-letter indicator)
- (10) ("x = y")
- (11) Solve for x ($x > y$).
- (12) $(j = 1, 2, \dots, n)$
- (13) $(ab = cd)$
- (14) $s]_a^b$
 (closing bracket has a subscript and a superscript; therefore, the English-letter indicator is not required with the s)

b. When only one letter or any combination of unspaced letters has a plural, possessive or ordinal ending, the English-letter indicator must be used (see §26) or must not be used (see §27) as though such endings were not present.

- (1) *xs* ⠠⠭⠰⠠⠎
- (2) *x's* ⠠⠭⠢⠠⠎⠠⠎
- (3) *nth* ⠠⠎⠠⠞⠠⠓
- (4) *2nth* ⠠⠆⠠⠎⠠⠞⠠⠓

(without the th ordinal ending the English-letter indicator would not be required before the n)

c. A lower-case Roman numeral must be treated as consisting of one letter even when it consists of more than one letter. The English-letter indicator must be used or must not be used in accordance with the rules for any letter (see §§26-28). A capitalized Roman numeral of one letter is subject to these same rules. For capitalized Roman numerals of more than one letter the English-letter indicator must not be used.

§29. **Letters in Diagrams:** When a single English letter in regular type is used as a label in a diagram, the English-letter indicator is required if the letter is in lower case, but must be omitted if the letter is capitalized.

§30. **Letters in Tables:** When letters appear in tables, whether as entries or headings, the English-letter indicator must be used or must not be used in accordance with the rules contained in §§26-28.

RULE V—TYPE FORMS

Type-Form Indicators for Letters, Numerals, and Compound Expressions

Boldface-Type	⠠
Italic-Type	⠠
Sanserif-Type	⠠
Script-Type	⠠

Type-Form Indicators for Words, Phrases, and Mathematical Statements

Opening Boldface-Type	⠠⠠⠠
Opening Italic-Type	⠠⠠⠠
Closing Boldface-Type	⠠⠠⠠
Closing Italic-Type	⠠⠠⠠

(For combinations of capitalization, alphabetic, and type-form indicators, see Appendix, page 208)

§31. **Type Forms:** Specific provision is made in this Code for five type forms — boldface, italic, regular, sanserif, and script. Except for regular type, these type forms must be specified by the appropriate type-form indicator.

§32. **Use of Type-Form Indicators with Letters, Numerals, and Compound Expressions:**

a. Subject to the provisions of §34, the appropriate type-form indicator must be used to express the type form of a letter. The type-form indicator for a letter must always be followed by an alphabetic indicator.

- (1) *a* ⠠⠠⠠⠠⠠⠠⠠
(italic English lower-case a)
- (2) *A* ⠠⠠⠠⠠⠠⠠⠠⠠
(italic English capitalized a)
- (3) *ɑ* ⠠⠠⠠⠠⠠⠠⠠
(italic German lower-case ah)
- (4) **a** ⠠⠠⠠⠠⠠⠠⠠
(boldface English lower-case a)
- (5) **A** ⠠⠠⠠⠠⠠⠠⠠⠠
(boldface English capitalized a)
- (6) **α** ⠠⠠⠠⠠⠠⠠⠠
(boldface Greek lower-case alpha)
- (7) **ɑ** ⠠⠠⠠⠠⠠⠠⠠
(boldface German lower-case ah)
- (8) **а** ⠠⠠⠠⠠⠠⠠⠠⠠
(boldface Russian lower-case ah)
- (9) *ɑ* ⠠⠠⠠⠠⠠⠠⠠
(script English lower-case a)
- (10) *A* ⠠⠠⠠⠠⠠⠠⠠⠠
(script English capitalized a)
- (11) *ɑ* ⠠⠠⠠⠠⠠⠠⠠
(script German lower-case ah)
- (12) *א* ⠠⠠⠠⠠⠠⠠⠠⠠
(script Hebrew alef)

- (13) h ⠠⠠⠠⠠⠠⠠
 (sanserif English lower-case h)
- (14) H ⠠⠠⠠⠠⠠⠠⠠
 (sanserif English capitalized h)
- (15) *abcd* ⠠⠠⠠⠠⠠⠠⠠⠠⠠⠠⠠⠠⠠⠠⠠⠠
 (regular a, italic b, boldface c, script d)


b. Subject to the provisions of §34, the appropriate type-form indicator must be used to express the type form of a numeral. The type-form indicator for a numeral must always be followed by the numeric indicator. If a numeral to be transcribed by using type-form indicators contains more than one digit, and is all of one type form, the type-form indicator and the numeric indicator must be used only before the first digit. If there is a transition from one type form to another non-regular type form within the same numeral, the new type-form indicator followed by the numeric indicator must be used before the first digit of the new type form. If the transition is to regular type, only the numeric indicator must be used.

- (1) 0 ⠠⠠⠠⠠
 (boldface zero)
- (2) 2 ⠠⠠⠠
 (script 2)
- (3) 345 ⠠⠠⠠⠠⠠⠠
 (345 in boldface type)
- (4) 3.5 ⠠⠠⠠⠠⠠⠠
 (3.5 in italic type)
- (5) 345 ⠠⠠⠠⠠⠠⠠⠠⠠⠠⠠⠠⠠
 (italic 3, boldface 4, script 5)
- (6) 485 ⠠⠠⠠⠠⠠⠠
 (boldface 4, regular 3 and 5)

c. Subject to the provisions of §34, when a numeral is joined to a word or an abbreviation by a hyphen and the whole expression is printed in non-regular type, the appropriate type-form indicator must be used before the numeral only, but affects the entire compound expression. If there is a change in type form after the hyphen to regular type, the hyphen must be preceded by the literary termination symbol ⠠⠠⠠ (dots 6, 3). If there is a change in type form after the hyphen to non-regular type, only the appropriate type-form indicator must be used after the hyphen.


- (1) *45-ohm* ⠠⠠⠠⠠⠠⠠⠠⠠⠠⠠⠠⠠⠠⠠
 (the whole expression is in italic type)

(3) Definition. We say that z_0 is a zero of order n of the polynomial $f(z)$ if and only if . . .



(in ink print, "Definition" is in boldface type and only its first letter is capitalized)


(4) Definition. A set which can be put into one-to-one correspondence with the natural numbers is called a countable set.




(in ink print, "Definition" is italicized and only its first letter is capitalized)

b. Subject to the provisions of §34, when the ink-print text shows a boldface word or phrase within an unlabeled item, or when it shows an italicized phrase which either begins or ends with a mathematical expression, the appropriate type-form indicators must be used according to the rules in a above. When the ink print shows an italicized word or an italicized phrase which both begins and ends with a word, the rules of English Braille concerning italics must be observed. However, this does not apply to a compound expression (see §32c).


(1) L.C.D. stands for Least Common Denominator.




(2) The angle AOB is said to have a vertex O.




(3) G.C.M. stands for greatest common multiple.



(4) *The ordinary operations of addition and multiplication are associative in the set of real numbers.*



(5) *If $a \circ b = b \circ a$, then the operation is commutative.*



§34. Non-Use of Type-Form Indicators:

a. A type-form indicator must not be used when a letter or a numeral is printed in regular type.

b. When any material, mathematical or literary, is printed in non-regular type that has no mathematical significance, the variant type form must not be represented in the transcription. Frequently, it is the practice to print the letters of all formulas throughout a book in italicized type. This practice must not be carried over to the transcription unless the author has specifically distinguished between two meanings of the same letter, assigning one meaning to the letter in regular type and another to the letter in italic type. In addition, a variant type form is often used, particularly at the lower grade levels, for the sole purpose of attracting the reader's attention. Such variant type forms must also not be represented in the transcription.

§35. Boldface Type:

a. When certain signs of operation or comparison are printed in boldface type, this Code employs the device of placing dots 4-5-6 before the corresponding symbol. The specific signs to which this technique applies are listed in appropriate sections throughout the Code, and the transcriber must not use this technique with any other sign. When used in this way, dots 4-5-6 must not be regarded as the boldface type-form indicator but as an integral part of the symbol to which it belongs. This technique has been used only when the distinction between the regular and boldface forms of the same sign has mathematical significance. Dots 4-5-6 are also used as part of the technique for representing filled-in shapes (see §108).

b. Boldface type, used in many texts to identify letters as vectors, must be preserved in the transcription. When both boldface type and arrows of uniform construction are used in conjunction to represent vectors, the arrows themselves must be omitted from the transcription unless the author calls special attention to them as a notational device, but a transcriber's note must be included indicating their presence in the ink print copy.

RULE VI—PUNCTUATION SIGNS AND SYMBOLS

Punctuation Indicator		⠠
Punctuation Marks		
Apostrophe	'	⠨
Colon	:	⠆

Comma

Literary	,	⠠⠨
Mathematical	,	⠠⠨⠠

Dash

Short	—	⠠⠠⠠⠠
Long	---	⠠⠠⠠⠠⠠⠠

Ellipsis

...	⠠⠠⠠
-----	-----

Exclamation Point

!	⠠⠠⠠
---	-----

Hyphen

-	⠠⠠
---	----

Period

.	⠠⠠⠠
---	-----

Question Mark

?	⠠⠠⠠
---	-----

Quotation Marks

Left inner	'	⠠⠠⠠⠠
Left outer	"	⠠⠠
Right inner	'	⠠⠠⠠⠠
Right outer	"	⠠⠠

Semicolon


;	⠠⠠
---	----

§36. **Modes of Punctuation:** Since numerals are represented by symbols in the lower part of the cell, and since these symbols also serve as punctuation marks, it is necessary to formulate rules concerning punctuation so that the meanings of such symbols are unambiguous. This Code employs two modes of punctuation — mathematical and literary.


§37. **Use of the Punctuation Indicator:** Subject to the provisions of §38, the punctuation indicator must be used *before* a punctuation mark and *after* any symbol of the type listed below. In all these circumstances, the mode of punctuation is considered to be mathematical.


i. After any braille indicator.

(1)	$\frac{1}{2}$	$\frac{3}{4}$	⠠⠠⠠⠠⠠⠠	⠠⠠⠠⠠⠠⠠	⠠⠠⠠⠠⠠⠠	⠠⠠⠠⠠⠠⠠
-----	---------------	---------------	--------	--------	--------	--------

- (2) $\overline{\text{velocity}}$. 
 (bar over "velocity")

ii. After any numeric symbol written as in the Nemeth Code.


- (1) 0. 

- (2) "49" 

iii. After a Roman numeral.

- (1) I, II, III. 

iv. After a dash or ellipsis, when these occur in a mathematical context. When the nature of the context is in doubt, the punctuation indicator must be used.

- (1) $24 = 6 + \text{---}$. 

- (2) 1, 3, ... 

v. After any reference symbol.

- (1) note*. 

vi. After the general omission symbol.

- (1) $5 \times 3 = ?$. 

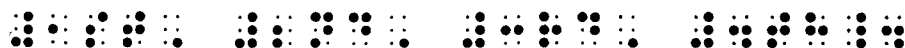
vii. After a "single letter."

- (1) a, b, c. 

viii. After a sequence of more than one letter in which each letter has a separate identity, provided that such a sequence is not an abbreviation.

- (1) $\triangle ABC$. 


ix. After ordinal, plural, or possessive endings which are joined to numerals, letters, or other mathematical expressions.

- (1) 1st, 2nd, 3rd, 4th. 

(3) (1), (2), (3).



(4) {pennies, nickels, . . . , half-dollars}



(5) Transcribed, 1970, by



(item on a title page)


(6) xy-coordinates.




(7) Exercises 30-40.



(8) 1-, 2-, and 3-dimensional spaces.




(9) One-, two-, three-dimensional spaces.



(10) 65—75



(11) Use only 0's and 1's—use the binary system.



vii. Before any except the first punctuation mark in a sequence of punctuation marks which requires the use of the punctuation indicator.

(1) Probability—"0".



(2) 0."



§39. **Plural and Possessive Endings:** The apostrophe-s combination may be joined to numerals, letters, and other mathematical expressions to form their plurals or possessives. When, in ink print, the apostrophe has been omitted, it likewise must be omitted in the transcription. The choice between the singular and plural form of a word is sometimes shown by enclosing an "s" within parentheses.

(1) 0's.



- (2) A's, B's, and C's.

- (3) 1s, 2s, and 3s.

- (4)
- \tilde{x}
- 's

(the plural of x with a superscribed tilde)

- (5)
- \bar{x}
- 's

(the plural of x with a superscribed horizontal bar)

- (6)
- \angle
- s 1 and 2

- (7)
- \triangle
- ABC and DEF

- (8)
- x^2
- 's

(the plural of x squared)

- (9)
- c_i
- 's

(the plural of c sub i)

- (10) The
- c_1
- 's,
- c_2
- 's, ...,
- c_n
- 's.

(the plurals of c sub 1, c sub 2, ..., c sub n)

- (11) principle(s)

§40. Colon: It must not be assumed that the colon must be followed by a space as is generally the case in English Braille.

- (1) 3:30

- (2)
- $f:(x, y)$

§41. Comma:

a. When a comma is used as a mark of punctuation in a situation in which the mode of punctuation is mathematical, the comma is referred to as the *mathematical comma*. Otherwise, the literary comma must be used.

- (1) 1, 3, 5, and 7.

- (2) "x, y"


- (3) "3",

(4) 4-, 5-, and 6-sided polygons.



(no space after comma in ink print; in braille, space required after a comma used as a punctuation mark)

(5) 4-sided, 5-sided, and 6-sided polygons.



(6) i.e.,



(7) (x,y)



(8) (-3,2)



(no space after comma in ink print; in braille, space required after a comma used as a punctuation mark)

b. No space must be left after the comma which is used as a numeric symbol except for the purpose of achieving alignment.


(1) 1,000,000



(2) 947,
Millions

147,
Thousands

592
Ones or Units



§42. Dash (Long): The long dash must be preceded and followed by a space. However, no space may be left between the long dash and any of the items listed below, provided these items apply to the long dash.


i. Symbols of punctuation other than the hyphen.

ii. Braille indicators.

iii. Symbols of grouping.

iv. The symbols for decimal, dollars, cents, percent, pounds (sterling), and primes.

(1) The opposite of — is multiplication.

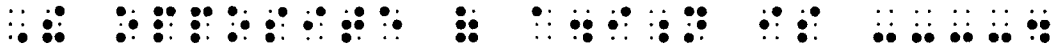


(2) $5 - \text{---} = 3$




(the minus is not one of the listed items)

(3) The opposite of addition is ---.



(4) $\frac{\text{---}}{15} = \frac{2}{3}$



(the opening fraction indicator applies to the dash; the fraction line is not one of the listed items)

(5) (---, 4, 6, 8, ---)



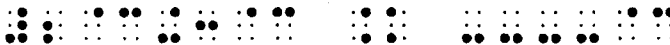
(the opening and closing grouping symbols apply to their respective dashes)

(6) $\$2 + \$3 = \$\text{---}$



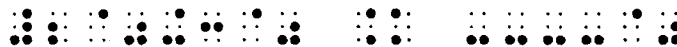
(the dollar sign applies to the dash)

(7) $2¢ + 3¢ = \text{---}¢$



(the cent sign applies to the dash)

(8) $2\% + 3\% = \text{---}\%$




(the percent sign applies to the dash)

(9) $£2 + £3 = £\text{---}$




(the pound (sterling) sign applies to the dash)

(10) A 3-ounce and a 5-ounce weight can be replaced by a --- -ounce weight.



(11) $4\% = \text{---}$



(the decimal point applies to the dash)

(12) $12' = \text{---}''$



(the double prime applies to the dash)

§43. Ellipsis:

a. Any dot or series of dots in print which represents an omitted term, entry, or line is an ellipsis. It must be represented in braille by a minimum of three dots.

(1) 1, 3, 5, ..., 15.



- (2) Mary, Sally,
- (3) a, ar, ar²,
- (4)
$$\begin{bmatrix} a_{11} & a_{12} & \dots & a_{1n} \\ a_{21} & a_{22} & \dots & a_{2n} \\ \dots & \dots & \dots & \dots \\ a_{n1} & a_{n2} & \dots & a_{nn} \end{bmatrix}$$









b. The ellipsis is subject to the same spacing rules as the long dash. See §42.

- (1) $x + y + \dots$
- (the period applies to the ellipsis)
- (2) 1, 3, 5, . . . , 15.
- (the comma applies to the ellipsis)
- (3) $p_1^{\alpha_1} \dots p_r^{\alpha_r}$
- (the base-line indicator applies to the ellipsis)
- (4) (. . . , -1, 0, 1, . . .)
- (the opening and closing grouping symbols apply to their respective ellipses)
- (5) $12\phi + 14\phi = \dots\phi$
- (the cent sign applies to the ellipsis)

§44. **Exclamation Point:** The exclamation point is represented by the same sign of ink print as the factorial sign. The context is usually sufficiently clear in regard to this distinction so that the possibility of doubt in choosing the proper symbol is small.

§45. **Hyphen:** The hyphen is represented by the same sign of ink print as the minus sign. Since the corresponding braille symbols also coincide, a minimum of decision-making in this regard is required of the transcriber. A space must be left between a hyphen and an adjacent dash.

RULE VII—REFERENCE SIGNS AND SYMBOLS

General Reference Indicator		
Asterisk	*	
Dagger		
Single	†	
Double	‡	
Paragraph Mark	¶	
Section Mark		
Single	§	
Double	§§	
Star	☆	

§46. **Reference Signs and Symbols:** The reference signs of this section must be represented by the symbols listed above and English Braille symbols must not be used. Some of these signs are also used as signs of operation and in that case the rules governing signs of operation apply (see Rule XIX). When it is certain that a symbol in the above list is to be used for reference purposes, the superscript position, if indicated in ink print, must be ignored in the transcription.

When a reference sign occurs for which no provision exists in this Code, such as darts, pictures, etc., the transcriber must devise a suitable symbol with an explanatory transcriber's note. Whether a reference symbol exists in this Code or has been devised by the transcriber, such symbols are subject to the rules for signs and symbols of reference.

- (1) A Cantor* set is . . .




(the asterisk is a reference sign, and its superscript position must not be indicated)

- (2) $f * g$ 

(the asterisk is a sign of operation)

§47. **General Reference Indicator:** When reference to a footnote is denoted by a numeral, usually in the superscript position, and no other reference sign is employed, the general reference indicator immediately followed by the numeral of the printed text must be used in the transcription and the numeral must not be represented as being in the superscript position.

- (1) Find the index¹ of the radical.



(in ink print, a 1 appears in the superscript position after "index"; it refers to a footnote)

§48. Spacing with Symbols of Reference:

a. When a reference sign which calls attention to or introduces a footnote is attached to a word or mathematical expression, the reference symbol must follow that word or expression with a space between. If such a reference sign is unattached its position relative to its surrounding material must be preserved, and a space must be left on either side of the reference symbol. However, if there is punctuation which applies to such a reference, no space should be left between the reference symbol and the punctuation mark which applies to it.

- (1) *Irrational numbers . . .



(in ink print, the asterisk precedes "irrational" and is unspaced from it)

- (2) Irrational* numbers . . .



(in ink print, the asterisk follows "irrational" and is unspaced from it)

- (3) * Irrational numbers . . .




(in ink print, the asterisk precedes "irrational" and is spaced away from it)

- (4) . . . sets.*



(in ink print, the asterisk follows the period but the period does not apply to the asterisk)

- (5) . . . sets*.



(in ink print, the asterisk follows "sets" and is unspaced from it; the period applies to the asterisk)

b. The symbols for the section mark, paragraph mark, general reference indicator, star, asterisk, and dagger, when the asterisk or dagger does not call attention to or introduce a footnote, must be unspaced from the letter or numeral which applies to them. All reference symbols, whether or not they call attention to or introduce a footnote, must be spaced away from the words to which they apply.

- (1) §1, ¶a



- (2) A Cantor¹ set is . . .




(in ink print, a 1 appears in the superscript position after "Cantor"; it refers to a footnote)

- (3) *10.



(asterisk denotes a problem for extra study and is followed by the problem number)

- (4) 1*.



(asterisk denotes a problem for extra study and follows the problem number)

- (4) 1000 m ⠠⠠⠠⠠⠠⠠⠠⠠⠠⠠⠠⠠⠠⠠⠠⠠
- (5) 1 light-yr ⠠⠠⠠⠠⠠⠠⠠⠠⠠⠠⠠⠠⠠⠠⠠⠠⠠⠠⠠⠠
- (6) 25 sq. ft. ⠠⠠⠠⠠⠠⠠⠠⠠⠠⠠⠠⠠⠠⠠⠠⠠⠠⠠⠠⠠
- (7) 100 m.p.h. ⠠⠠⠠⠠⠠⠠⠠⠠⠠⠠⠠⠠⠠⠠⠠⠠⠠⠠⠠⠠
- (8) 60 mi./hr. ⠠⠠⠠⠠⠠⠠⠠⠠⠠⠠⠠⠠⠠⠠⠠⠠⠠⠠⠠⠠
- (9) 6 ft.-lbs. ⠠⠠⠠⠠⠠⠠⠠⠠⠠⠠⠠⠠⠠⠠⠠⠠⠠⠠⠠⠠

iii. Acronyms.

- (1) FORTRAN ⠠⠠⠠⠠⠠⠠⠠⠠⠠⠠⠠⠠⠠⠠⠠⠠
- (2) ASCAP ⠠⠠⠠⠠⠠⠠⠠⠠⠠⠠⠠⠠⠠⠠⠠⠠

iv. Personal or geographic initials.

- (1) I saw Mr. M. and Mr. N. ⠠⠠⠠⠠⠠⠠⠠⠠⠠⠠⠠⠠⠠⠠⠠⠠⠠⠠⠠⠠
- (2) G. B. Shaw ⠠⠠⠠⠠⠠⠠⠠⠠⠠⠠⠠⠠⠠⠠⠠⠠⠠⠠⠠⠠
- (3) Washington, D.C. ⠠⠠⠠⠠⠠⠠⠠⠠⠠⠠⠠⠠⠠⠠⠠⠠⠠⠠⠠⠠

v. Initials of agencies, organizations, etc.

- (1) RCA ⠠⠠⠠⠠⠠⠠⠠⠠⠠⠠⠠⠠⠠⠠⠠⠠
- (2) B.V.D. ⠠⠠⠠⠠⠠⠠⠠⠠⠠⠠⠠⠠⠠⠠⠠⠠
- (3) The B & O Railroad. ⠠⠠⠠⠠⠠⠠⠠⠠⠠⠠⠠⠠⠠⠠⠠⠠⠠⠠⠠⠠

vi. Special abbreviations confined to a particular field or even to a particular book.

- (1) lcd ⠠⠠⠠⠠⠠⠠⠠⠠⠠⠠⠠⠠⠠⠠⠠⠠
 (means "least common denominator")
- (2) L.U.B. ⠠⠠⠠⠠⠠⠠⠠⠠⠠⠠⠠⠠⠠⠠⠠⠠⠠⠠⠠⠠
 (means "least upper bound")

- (5) $\square 1 = 1000 \text{ cc}$ (no period applies to the "1")

- (6) (m) (the presence of the parentheses has no effect upon the decision that the English-letter indicator must be used)

- (7) $\square m^2 = 100 \text{ cm}^2$ (no period applies to the "m"; the presence of the superscript indicator has no effect upon the decision that the English-letter indicator must be used)

- (8) $\frac{m}{\text{cm}} \times \frac{\text{cm}}{\text{mm}}$ (no period applies to the "m"; the presence of the fraction indicator and fraction line has no effect upon the decision that the English-letter indicator must be used)

- (9) I/O means "Input/Output." (no period applies to either abbreviation; the presence of the slash has no effect upon the decision that the English-letter indicator must be used)

c. The English-letter indicator must not be used before an abbreviation which consists of one letter or of a combination of letters corresponding to a short-form word provided the abbreviation is followed by a period which applies to it. The English-letter indicator must also not be used before an abbreviation whose letters do not correspond to a short-form word. In this case, whether a period applies to the abbreviation or not has no effect on the rule for the non-use of the English-letter indicator.














- (1) $100^\circ \text{ C.} = 212^\circ \text{ F.}$ (the periods apply to the abbreviations)

- (2) Does 1 km. = 1000 m.? (the period applies to the "m")

- (3) 1 light-yr. (the period applies to "yr" whose letters correspond to a short-form word)

- (4) (m.) (the presence of the parentheses has no effect upon the decision that the English-letter indicator must not be used)

- (5) $\frac{w.}{v.}$ (the periods apply to the abbreviations; the presence of the fraction indicators and fraction line has no effect upon the decision that the English-letter indicator must not be used)

- (2) 15-in 
- (3) 23 min. 
- (4) n st. ∠'s 
- (5) Read Chap. V. 
- (6) {Ariz., Ark., Conn.} 
- (7) {Wed., Thurs., Fri.} 
- (8) x-min. 
- (9) 6 min./360 sec. 
- (10) $\frac{1 \text{ hr.}}{60 \text{ min.}}$ 
- (11) 6 min/360 sec 
- (12) $\frac{1 \text{ hr}}{60 \text{ min}}$ 
- (13) S_{part. sum} 
(period at the subscript level)
- (14) statvolt-cm/statamp-oersted 

§54. Spacing with Abbreviations:

a. In transcribing abbreviations, the English Braille techniques of transposition (writing an abbreviation in front of its number) and condensation (using braille abbreviations shorter than their ink print counterparts) must not be employed.

- (1) Turn to Chap. IV, (p. 27).



- (2) Refer to Vol. II, pp. 30-35.



b. No space should be left between an abbreviation and its period, if present, and a slash line or any symbol of grouping, indicator, punctuation, or fraction line which applies to the abbreviation. A space must also not be left between two compo-

RULE IX—CONTRACTIONS AND SHORT-FORM WORDS

§55. Non-Use of Contractions and Short-Form Words:

a. Contractions and short-form words must not be used in a word, part of a word, or abbreviation when it is in direct contact with any item listed below. They must also not be used before or after the space which immediately precedes or follows a sign of comparison. In the case where transition to another braille line has been made, contractions must not be used if they could not have been used without the transition. In the case of an expression containing a hyphen or dash, only that portion between the hyphen or dash and the item with which direct contact is made is subject to this rule.

i. Any braille indicator other than capitalization indicators or the italic sign of English Braille.

(1) 13_{seven}

(2) 4-ampere

(3) $\overline{\text{velocity}}$

(4) 

(in ink print, a picture of a church)

(5) 

(6) inch-pound^2

(7) $\frac{\text{distance}}{\text{time}} = \text{rate}$

ii. Any numeric symbol written as in the Nemeth Code.

(1) $\cos \left[2 \text{ Arc csc} \left(- \frac{29}{21} \right) \right]$


iii. The general omission symbol.

(1) $\text{ten ? four} = \text{six}$

iv. A single letter.

(1) $a \text{ arc sin } x + b \text{ arc tan } y$

v. Any sequence of more than one letter in which each letter has a separate identity.

(1) xy sine z 

vi. Any modifier symbol.

(1) $\xrightarrow{\text{heat}}$ 

vii. The radical symbol.

(1) $\sqrt{\text{four}}$ 

viii. Any operation symbol.


(1) nine — seven = two 

(2) ergs/cm³ 

(3) 60 min./hour 


(4) statvolt-cm/statamp-oersted




(5) $\frac{\text{distance}}{\text{time}} = \text{rate}$ 

(6) seven + three 


(7) people who travel by bus/people who travel by car




ix. Any comparison symbol, even though there is a space between it and the word, part word, or abbreviation.

(1) 1 hour = 60 minutes 

(2) Let 3x = the larger number



(3) seven + three = ten



(4) Copy and replace \square by $=$ or \neq to make a true sentence.

$\frac{1}{2} \times \frac{1}{2} = \frac{1}{4}$ $\frac{1}{2} \times \frac{1}{2} \neq \frac{1}{4}$ $\frac{1}{2} \times \frac{1}{2} = \frac{1}{4}$ $\frac{1}{2} \times \frac{1}{2} \neq \frac{1}{4}$ $\frac{1}{2} \times \frac{1}{2} = \frac{1}{4}$ $\frac{1}{2} \times \frac{1}{2} \neq \frac{1}{4}$

(5) It is a fundamental principle that $=$'s added to $=$'s are $=$.

$\frac{1}{2} = \frac{1}{2}$ $\frac{1}{2} = \frac{1}{2}$ $\frac{1}{2} = \frac{1}{2}$ $\frac{1}{2} = \frac{1}{2}$ $\frac{1}{2} = \frac{1}{2}$ $\frac{1}{2} = \frac{1}{2}$ $\frac{1}{2} = \frac{1}{2}$ $\frac{1}{2} = \frac{1}{2}$ $\frac{1}{2} = \frac{1}{2}$ $\frac{1}{2} = \frac{1}{2}$ $\frac{1}{2} = \frac{1}{2}$

b. Contractions must not be used in abbreviated function names in any context. In addition, contractions must not be used in unabbreviated function names which appear in a mathematical context. In particular, the word "arc" must not be contracted when immediately preceded or followed by mathematical symbols, whether spaced or unspaced.


- (1) $\sin x$ $\sin x$
- (2) $\cosh x$ $\cosh x$
- (3) $\text{sine } x + \text{sine } y$ $\text{sine } x + \text{sine } y$
- (4) $\cos \left(\text{arc Tan } x + \frac{\pi}{3} \right)$ $\cos \left(\text{arc Tan } x + \frac{\pi}{3} \right)$
- (5) $2 \arcsin x$ $2 \arcsin x$
- (6) $\text{Arc Sine } x$ $\text{Arc Sine } x$
- (7) Arc ACB is a major arc. Arc ACB is a major arc.

c. The contractions for *to*, *into*, and *by* must not be used before any of the items listed below. When the contraction for *into* may not be used, the contraction for "in" may nevertheless be used in "into" unless otherwise prohibited.

i. Before any of the items in a above.

- (1) From a to z. $\frac{1}{2} = \frac{1}{2}$ $\frac{1}{2} = \frac{1}{2}$ $\frac{1}{2} = \frac{1}{2}$ $\frac{1}{2} = \frac{1}{2}$ $\frac{1}{2} = \frac{1}{2}$
 (contraction not used according to a(i))
- (2) From $\frac{1}{4}$ to $\frac{1}{2}$. $\frac{1}{4} = \frac{1}{4}$ $\frac{1}{4} = \frac{1}{4}$ $\frac{1}{4} = \frac{1}{4}$ $\frac{1}{4} = \frac{1}{4}$ $\frac{1}{4} = \frac{1}{4}$ $\frac{1}{4} = \frac{1}{4}$ $\frac{1}{4} = \frac{1}{4}$ $\frac{1}{4} = \frac{1}{4}$ $\frac{1}{4} = \frac{1}{4}$
 (contraction not used according to a(i))

(3) Decompose \square ABCD into \triangle ABC and DBC.



(contraction not used according to a(i))

(4) From α to ω .



(contraction not used according to a(i))

(5) From -10 to 10 .




(contraction not used according to a(ii))

(6) 22×3 is equal to $? \times 11$




(contraction not used according to a(iii))

(7) the imaginary part denoted by $i = (0, 1)$



(contraction not used according to a(iv))

(8) AB is parallel to CD



(contraction not used according to a(v))

(9) Divide by $\sqrt{3}$.




(contraction not used according to a(vii))

(10) From -10 to $+10$.



(contraction not used according to a(viii))

(11) If $=$'s are divided by $=$'s, the results are $=$.



(contraction not used according to a(ix))

ii. Before any abbreviation which consists of one letter or a combination of letters corresponding to a short-form word.

(1) Turn to p. 27. ⠠⠠⠠⠠⠠⠠⠠⠠⠠⠠⠠⠠⠠⠠⠠⠠⠠⠠⠠⠠⠠⠠⠠⠠

(2) Convert mm to m. ⠠⠠⠠⠠⠠⠠⠠⠠⠠⠠⠠⠠⠠⠠⠠⠠⠠⠠⠠⠠

(3) Convert days to yrs. ⠠⠠⠠⠠⠠⠠⠠⠠⠠⠠⠠⠠⠠⠠⠠⠠⠠⠠⠠⠠

iii. Before any Roman numeral.

(1) Chapters I to VII. ⠠⠠⠠⠠⠠⠠⠠⠠⠠⠠⠠⠠⠠⠠⠠⠠⠠⠠⠠⠠⠠⠠⠠⠠

iv. Before a dash or ellipsis.

(1) 20 added to _____ equals 30

⠠⠠⠠⠠⠠⠠⠠⠠⠠⠠⠠⠠⠠⠠⠠⠠⠠⠠⠠⠠⠠⠠⠠⠠⠠⠠⠠⠠⠠⠠

v. Before any reference symbol.

(1) §25 to §27. ⠠⠠⠠⠠⠠⠠⠠⠠⠠⠠⠠⠠⠠⠠⠠⠠⠠⠠⠠⠠⠠⠠⠠⠠

vi. Before a "single letter".

(1) the imaginary part denoted by $i = (0, 1)$

⠠⠠⠠⠠⠠⠠⠠⠠⠠⠠⠠⠠⠠⠠⠠⠠⠠⠠⠠⠠⠠⠠⠠⠠⠠⠠⠠⠠⠠⠠
 ⠠⠠⠠⠠⠠⠠⠠⠠⠠⠠⠠⠠⠠⠠⠠⠠⠠⠠⠠⠠⠠⠠⠠⠠⠠⠠⠠⠠⠠⠠

vii. Before a sequence of more than one letter in which each letter has a separate identity.

(1) AB is parallel to CD


⠠⠠⠠⠠⠠⠠⠠⠠⠠⠠⠠⠠⠠⠠⠠⠠⠠⠠⠠⠠⠠⠠⠠⠠⠠⠠⠠⠠⠠⠠

viii. Before any word, part word, or abbreviation in situations in which contractions are not permitted according to any of the other rules of this section.

(1) people who go by car + people who go by train

⠠⠠⠠⠠⠠⠠⠠⠠⠠⠠⠠⠠⠠⠠⠠⠠⠠⠠⠠⠠⠠⠠⠠⠠⠠⠠⠠⠠⠠⠠

(2) the number of people who travel by car + the number of people who go by train



("by" cannot be contracted before "car" because the *ar* contraction in "car" cannot be used)

(3) The area is divided into in².



ix. Before any modified expression.

(1) The change from \bar{x} to \bar{y} .



x. Before any abbreviated function name or unabbreviated function name, provided that the latter occurs in a mathematical context.

(1) y is proportional to log x.



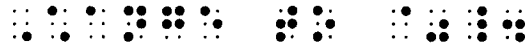
xi. Before any grouping symbol.

(1) From (1) to (5).



xii. Before any of the miscellaneous symbols of Rule XXII.

(1) Change to %.

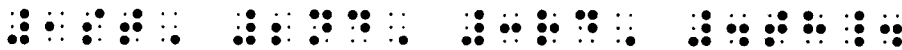


(2) Change the money into \$10 bills.





d. The *st* and *th* contractions must not be used for ordinal endings when these are attached to numerals, letters, or other mathematical expressions. If an ordinal ending is composed of only one letter, follow the ink print.

(1) 1st, 2nd, 3rd, 4th.



(2) *i*th, *j*th, *k*th, ..., (*n*-1)th.



- (3) 2nth 
- (4) 1st and 2d. 

e. The one-cell whole word alphabet contractions for *but*, *can*, ..., *you*, *as* and the one-cell lower-sign whole-word contractions for *be*, *enough*, *were*, *his*, *in*, *was*, whether capitalized, italicized, or neither, must not be used when these words are in direct contact with any grouping symbol. The contractions, whole-word or part-word, for *and*, *for*, *of*, *the*, *with*, whether capitalized, italicized, or neither, must also not be used when in direct contact with any grouping symbol. If any punctuation intervenes between a grouping symbol and any contraction of the types mentioned above, the rule still applies. When this rule precludes the use of a contraction in one part of a word, no part of the word may be contracted.

- (1) (and, in addition) 
- (2) (that is) 
- (3) (not-p) 
- (4) The x (in the example above) represents an integer.

- (5) (of course) 
- (6) (Formally a polynomial)


- (7) (officially withdrawn) 
- (8) ("Can you find the answer?")

- (9) ("in addition, $x \neq 0$ ")

- (10) ("Of course not!")

- (11) (Give the command)


f. Contractions must not be used when they are likely to be mistaken for mathematical expressions.

- (1) Use the \int to find the volume.


- (2) Can $C = 100$?
- (3) $a = b$, but $b \neq c$.
- (4) We see that $c = d$.
- (5) Let *this* be an angle in standard position.

("this" is spelled out because in immediately surrounding text in ink print the Greek letter "theta" (θ) also appeared)

§56. Use of Contractions and Short-Form Words: Subject to the conditions of §55, the use of contractions and short-form words of English Braille must be used.

- (1) 1 light-year
- (2) not-p
- (3) x-intercept
- (4) unary, binary, ..., m-ary.
- (5) 1/2-off sale
- (6) 9-inch
- (7) hydrogen-3
- (8) 360°-interval
- (9) ?-ounce
 (the omission symbol replaces a question mark in ink print)
- (10) (ft.-pound)
- (11) inch-pound²
- (12) 60 min./hour
- (13) (rate) \times (time) = (distance)

(14) energy = mass × (speed of light)²

⠠⠑⠒⠑⠒⠑⠀⠠⠍⠁⠎⠎⠀⠠⠏⠒⠑⠑⠒⠀⠠⠎⠑⠑⠒⠀⠠⠏⠒⠑⠑⠒⠠⠂

(15) (people who travel by car)/(100 children)

⠠⠑⠑⠑⠒⠑⠑⠠⠗⠏⠒⠑⠑⠠⠒⠑⠒⠑⠒⠀⠠⠑⠑⠑⠒⠑⠑⠠⠒⠑⠒⠑⠒⠠⠒

(16) {Mary, Sally, Jean}

⠠⠑⠑⠑⠒⠑⠑⠠⠗⠏⠒⠑⠑⠠⠒⠑⠒⠑⠒

(17) {Wed., Thurs.}

⠠⠑⠑⠑⠒⠑⠑⠠⠗⠏⠒⠑⠑⠠⠒⠑⠒⠑⠒

(18) The hypothesis about ab is untenable.

⠠⠑⠑⠑⠒⠑⠑⠠⠗⠏⠒⠑⠑⠠⠒⠑⠒⠑⠒⠠⠑⠑⠑⠒⠑⠑⠠⠒⠑⠒⠑⠒

(19) The abbreviation for "sine" is "sin."

⠠⠑⠑⠑⠒⠑⠑⠠⠗⠏⠒⠑⠑⠠⠒⠑⠒⠑⠒⠠⠑⠑⠑⠒⠑⠑⠠⠒⠑⠒⠑⠒

(20) Turn to p. 92.

⠠⠑⠑⠑⠒⠑⠑⠠⠗⠏⠒⠑⠑⠠⠒⠑⠒⠑⠒

RULE X—OMISSIONS

General Omission Symbol



§57. **Omissions:** A large number of signs are employed in ink print to denote omitted mathematical or literary material. When a question mark, either by itself or in combination with hyphens or dashes, or a blank space is employed in ink print to denote omission, the general omission symbol must be used in the transcription. The number of general omission symbols to be used must be the same as the omission signs in ink print. When a dash is used to denote omission in ink print, the long dash must be used in the transcription. If an omission sign is used in ink print for which this Code provides no representation, this sign may be represented by drawing it in, or the transcriber may devise a braille symbol to represent it. In all other cases, the omission symbol which is used must correspond to the sign which appears in ink print. All of these rules apply unless work is spatially arranged for computation, in which case see §58.

(1) (?)⁸ = 27

⠠⠑⠑⠑⠒⠑⠑⠠⠗⠏⠒⠑⠑⠠⠒⠑⠒⠑⠒

(question mark occurs in ink print)

(2) 92 in. = ? ft. ? in.

⠠⠑⠑⠑⠒⠑⠑⠠⠗⠏⠒⠑⠑⠠⠒⠑⠒⠑⠒

(question mark occurs in ink print)

(3) 7 × 2 ? 14

⠠⠑⠑⠑⠒⠑⠑⠠⠗⠏⠒⠑⠑⠠⠒⠑⠒⠑⠒

(question mark occurs in ink print)

(4) ? + ? = 10

⠠⠑⠑⠑⠒⠑⠑⠠⠗⠏⠒⠑⠑⠠⠒⠑⠒⠑⠒

(question mark occurs in ink print)

(5) 7 — ? = 5

⠠⠑⠑⠑⠒⠑⠑⠠⠗⠏⠒⠑⠑⠠⠒⠑⠒⠑⠒

(a dash occurs beneath a question mark in ink print)

(6) $9 - 5 = -?$



(a question mark is preceded and followed by a hyphen in ink print)

(7) $(5,) + (, 15) = (7, 13)$



(blank spaces occur in ink print)

(8) $5 \times 25 =$



(a blank space occurs in ink print)

(9) $five \times \text{---} = fifteen$



(a dash occurs in ink print)

(10) $2, 4, 6, \dots, 10.$



(an ellipsis occurs in ink print)

(11) $The\ quick\ brown\ fox \dots$



(an ellipsis occurs in ink print)

(12) $\square + \circ = 5$



(a square and circle occur in ink print)


(13) $5 \times 7 \sim 35$



(an extended tilde occurs in ink print)


§58. Omissions in Work Arranged Spatially for Computation: In work arranged spatially for computation, only the general omission symbol may be used in braille regardless of how the omission is denoted in ink print. In addition, the number of general omission symbols to be used must be the same as the number of omission signs which occur in ink print.

(1) $\begin{array}{r} 40 \\ +70 \\ \hline ??? \end{array}$




(question marks are shown in ink print)

(2)

$$\begin{array}{r} 642 \\ -??? \\ \hline 458 \end{array}$$



(question marks are shown in ink print)

(3)

$$\begin{array}{r} 300 \\ +500 \\ \hline ? \end{array}$$


(a question mark is shown in ink print)

(4)

$$\begin{array}{r} 651 \\ \times 252 \\ \hline \dots 2 \\ \dots 5 \\ \dots 2 \\ \hline \dots\dots 2 \end{array}$$


(dots are shown in ink print)

(5)
$$\begin{array}{r} 144 \\ 6 \overline{) 864} \\ \underline{6} \\ 26 \\ \underline{24} \\ 24 \\ \underline{24} \\ 0 \end{array}$$

(dots are shown in ink print)

§59. **Spacing with Omissions:** The general omission symbol should be spaced in the same manner as the material which it replaces. Other omission symbols must be spaced in accordance with the rules governing the spacing of those symbols.

RULE XI—CANCELLATION

Cancellation Indicators

- Opening
- Closing

§60. **Cancellation Indicators:** The cancellation indicators must be used to show the extent of a mathematical expression which has been canceled in ink print. A spatial arrangement must be used when cancellation is represented in braille. Whenever a fraction or any of its parts is canceled, a spatial arrangement must be used for that fraction. Items which are individually canceled in ink print must be represented as individually canceled in the transcription.

(1) $\frac{1}{\frac{x}{xy}}$
 $\frac{1}{y}$

(2) $\frac{1}{\frac{5}{25}} = \frac{1}{5}$

(3) $\frac{-\cancel{(x+y)}}{-(x+y)(y+z)} = \frac{1}{y+z}$

(4) $\begin{array}{r} \overset{8}{\cancel{8}} \overset{9}{\cancel{9}} \overset{9}{\cancel{9}} \overset{12}{\cancel{2}} \\ - 3693 \\ \hline 5309 \end{array}$

(5) $\frac{\cancel{xy}}{\cancel{xy}z}$

RULE XII—FRACTIONS

Fraction Indicators

Simple

Opening $\frac{\quad}{\quad}$

Closing $\frac{\quad}{\quad}$

Complex

Opening $\frac{\frac{\quad}{\quad}}{\quad}$

Closing $\frac{\frac{\quad}{\quad}}{\quad}$

Hypercomplex

Opening $\frac{\frac{\frac{\quad}{\quad}}{\quad}}{\quad}$

Closing $\frac{\frac{\frac{\quad}{\quad}}{\quad}}{\quad}$

Fractional Part of a Mixed Number

Opening $1\frac{\quad}{\quad}$

Closing $1\frac{\quad}{\quad}$

Fraction Lines

Used with Simple-Fraction Indicators

Diagonal line or slash $\frac{\quad}{\quad}$

Horizontal $\frac{\quad}{\quad}$

Used with the Fractional Part of a Mixed Number

Diagonal line or slash $1\frac{\quad}{\quad}$

Horizontal $1\frac{\quad}{\quad}$

Used with Complex-Fraction Indicators

Diagonal line or slash $\frac{\frac{\quad}{\quad}}{\quad}$

Horizontal $\frac{\frac{\quad}{\quad}}{\quad}$

Used with Hypercomplex-Fraction Indicators

Horizontal ——— $\begin{matrix} \cdot & \cdot & \cdot \\ \cdot & \cdot & \cdot \\ \cdot & \cdot & \cdot \end{matrix}$

Used with a Spatial Arrangement

Horizontal (varying in length) ——— $\begin{matrix} \cdot & \cdot & \cdot & \cdot & \cdot \\ \cdot & \cdot & \cdot & \cdot & \cdot \\ \cdot & \cdot & \cdot & \cdot & \cdot \end{matrix}$

§61. Simple Fractions: For the purposes of this Code, a *simple fraction* is one whose numerator and denominator contain no fractions except possibly at the superscript or subscript level.

§62. Use of Simple-Fraction Indicators:

a. Simple-fraction indicators must be used, except in the case of mixed numbers, to enclose a simple fraction whose numerator and denominator are separated by a horizontal fraction line in ink print.

- (1) $\frac{1}{8}$ $\begin{matrix} \cdot & \cdot & \cdot & \cdot & \cdot \\ \cdot & \cdot & \cdot & \cdot & \cdot \\ \cdot & \cdot & \cdot & \cdot & \cdot \end{matrix}$
- (2) x^{\dagger} $\begin{matrix} \cdot & \cdot & \cdot & \cdot & \cdot & \cdot \\ \cdot & \cdot & \cdot & \cdot & \cdot & \cdot \\ \cdot & \cdot & \cdot & \cdot & \cdot & \cdot \end{matrix}$
- (3) $\frac{a+b}{c}$ $\begin{matrix} \cdot & \cdot & \cdot & \cdot & \cdot & \cdot \\ \cdot & \cdot & \cdot & \cdot & \cdot & \cdot \\ \cdot & \cdot & \cdot & \cdot & \cdot & \cdot \end{matrix}$
- (4) $\frac{x^{\dagger}}{2}$ $\begin{matrix} \cdot & \cdot & \cdot & \cdot & \cdot & \cdot & \cdot & \cdot & \cdot & \cdot \\ \cdot & \cdot & \cdot & \cdot & \cdot & \cdot & \cdot & \cdot & \cdot & \cdot \\ \cdot & \cdot & \cdot & \cdot & \cdot & \cdot & \cdot & \cdot & \cdot & \cdot \end{matrix}$
- (5) rate = $\frac{\text{distance}}{\text{time}}$ $\begin{matrix} \cdot & \cdot \\ \cdot & \cdot \\ \cdot & \cdot \end{matrix}$

b. Simple-fraction indicators must be used to enclose a simple fraction whose numerator and denominator are separated by a diagonal line in ink print, when the expressions on either side of the diagonal line appear at different levels relative to it, or in different type size than is normal for the purpose for which these expressions are used.

- (1) $a + b/c + d$ $\begin{matrix} \cdot & \cdot & \cdot & \cdot & \cdot & \cdot & \cdot & \cdot & \cdot & \cdot \\ \cdot & \cdot & \cdot & \cdot & \cdot & \cdot & \cdot & \cdot & \cdot & \cdot \\ \cdot & \cdot & \cdot & \cdot & \cdot & \cdot & \cdot & \cdot & \cdot & \cdot \end{matrix}$
 (in ink print, the numerator is written near the top of the diagonal line and the denominator is written near the bottom)
- (2) $3x/y$ $\begin{matrix} \cdot & \cdot & \cdot & \cdot & \cdot & \cdot \\ \cdot & \cdot & \cdot & \cdot & \cdot & \cdot \\ \cdot & \cdot & \cdot & \cdot & \cdot & \cdot \end{matrix}$
 (in ink print the 3, x, and y are at the same level, but the x and y are in smaller type than the 3)









§63. Non-Use of Simple-Fraction Indicators:

a. Simple-fraction indicators must not be used to enclose the fractional part of a mixed number.





- (1) $4\frac{3}{8}$ $\begin{matrix} \cdot & \cdot & \cdot & \cdot & \cdot & \cdot & \cdot & \cdot \\ \cdot & \cdot & \cdot & \cdot & \cdot & \cdot & \cdot & \cdot \\ \cdot & \cdot & \cdot & \cdot & \cdot & \cdot & \cdot & \cdot \end{matrix}$
- (2) $2\frac{3}{4}x$ $\begin{matrix} \cdot & \cdot & \cdot & \cdot & \cdot & \cdot & \cdot & \cdot & \cdot & \cdot \\ \cdot & \cdot & \cdot & \cdot & \cdot & \cdot & \cdot & \cdot & \cdot & \cdot \\ \cdot & \cdot & \cdot & \cdot & \cdot & \cdot & \cdot & \cdot & \cdot & \cdot \end{matrix}$

b. Simple-fraction indicators must not be used to enclose a simple fraction whose numerator and denominator are separated by a diagonal line in ink print when the expressions on either side of the diagonal line appear at the same level relative to it, or are of the

same type size as the surrounding mathematical text. Sometimes the expressions on either side of the diagonal line are not the terms of a fraction at all. Even when they are, the transcriber cannot always be certain of where the fraction begins or ends. Accordingly, it is better to avoid the use of indicators altogether in these cases and permit the braille reader to make a judgment based on the same information that is available to the sighted reader.

- (1) $1/3$ 
(in ink print, 1 and 3 are at the same level)
- (2) $x^{1/2}$ 
(in ink print, 1 and 2 are at the same level; although the 1 and 2 are in smaller type, they are of normal size for printing superscripts)
- (3) $x^{1/2}$ 
(in ink print, the x and 2 are at the same level and are of normal size for printing base-line signs)
- (4) $x^{1/2/7}$ 
(in ink print, 1 and 2 are at the same level and x and 7 are at the same level; each pair of signs is of normal size for printing at its respective level)
- (5) $a + b/c + d$ 
(in ink print, all letters are of normal size and at the same level on either side of a diagonal line)
- (6) $(a + b)/(c + d)$ 
(in ink print, all letters are of normal size and at the same level on either side of a diagonal line)
- (7) $I/(n)$ 
(the expressions on either side of the diagonal line are not the terms of a fraction)
- (8) $1/31/70$ 
(the expression represents a date)

§64. **Mixed Numbers:** For the purposes of this Code, a mixed number is an expression which begins with a numeral and is followed, usually in smaller type, by a simple fraction whose numerator and denominator are both numerals. The fraction line of this simple fraction may be either horizontal or diagonal in ink print. The mixed-number indicators must be used to enclose the fractional part of a mixed number. An expression is not a mixed number if it contains any letter, even though such an expression is of the same form as a mixed number in every other respect.

- (1) $4\frac{3}{8}$ 
(2) $4\ 3/8$ 
(3) $x\frac{3}{8}$ 
(this is not a mixed number; fraction in smaller type than the x)
- (4) $x_{3/8}$ 
(this is not a mixed number; fraction in smaller type than the x)


(5) $3 \frac{1}{y}$ 


(this is not a mixed number; fraction in smaller type than the 3)


§65. Complex Fractions: For the purposes of this Code, a complex fraction is one whose numerator, denominator, or both, contains at least one simple fraction. A fraction is not a complex fraction if the only simple fractions it contains are at the superscript or subscript level.

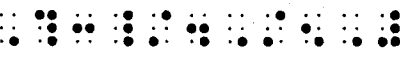
§66. Use of Complex-Fraction Indicators: Complex-fraction indicators must be used to enclose a complex fraction.

(1) $\frac{\frac{3}{8}}{5}$ 

(2) $\frac{1/2}{2\frac{2}{3}}$ 


(3) $\frac{2/3}{3/2}$ 

(4) $\frac{5}{4\frac{3}{8}}$ 

(5) $\frac{3/4}{5}$ 

(6) $\frac{1}{2} / \frac{3}{4}$ 


§67. Hypercomplex Fractions: For the purposes of this Code, a hypercomplex fraction is one whose numerator, denominator, or both, contain at least one complex fraction. A fraction is not a hypercomplex fraction if the only complex fractions it contains are at the superscript or subscript level.

(1) $\frac{a}{\frac{\frac{3}{4}}{b^{\frac{5}{6}}}}$ 

(this is not a hypercomplex fraction)


§68. Use of Hypercomplex-Fraction Indicators:

a. Hypercomplex-fraction indicators must be used to enclose a hypercomplex fraction. The use of a linear arrangement within a spatial arrangement is preferable to an arrangement which is entirely linear or entirely spatial.

(1) $\frac{1\frac{1}{4}}{\frac{1\frac{3}{5}}{5}}$ 


(preferred method of transcribing a hypercomplex fraction)

$$(2) \frac{(1-x) \frac{d}{dx} (2x) - 2x \frac{d}{dx} (1-x)}{(1-x)^2} \\ 1 + \left(\frac{2x}{1-x}\right)^2$$




(preferred method of transcribing a hypercomplex fraction)

$$(3) \frac{(1-x) \frac{d}{dx} (2x) - 2x \frac{d}{dx} (1-x)}{(1-x)^2} \\ 1 + \left(\frac{2x}{1-x}\right)^2$$



$$(4) \frac{(1-x) \frac{d}{dx} (2x) - 2x \frac{d}{dx} (1-x)}{(1-x)^2} \\ 1 + \left(\frac{2x}{1-x}\right)^2$$




(complete linear arrangement)

b. Hypercomplex fractions of higher order may be transcribed in the manner suggested by a above. It is only necessary to use dot 6 the proper number of times before the fraction indicators and their matching fraction line.

§69. Continued Fractions: A continued fraction is one in which each denominator, except possibly the last one, is the sum of a whole number and a fraction. A spatial arrangement must be used for each fraction. In this case, each fraction line must have proportionately the length shown in print, and fraction indicators of any kind must not be used with a continued fraction.

$$(1) \sqrt{2} = 1 + \frac{1}{2 + \frac{1}{2 + \frac{1}{2 + \frac{1}{2 + \dots}}}}$$



§70. Spatial Arrangement for Fractions:

a. Whenever a fraction is transcribed spatially, all fraction indicators, except for continued fractions, must be shown, and each fraction line must have precisely the length necessary to cover the longest expression to which it applies, and the terms of the fraction

must be centered on their fraction lines. The runover of an expression which is too long to be centered on the fraction line which applies to it may be effected at suitable places in accordance with the rules for runovers, but each portion of the divided expression must be centered on the fraction line to which the expression, as a whole, applies.

b. In general, the linear arrangement for fractions must be used when not expressly forbidden in the case of continued fractions. However, when fractional notation is first presented to the reader, as in the lower grades, or when there is any other special need, any fraction may be represented spatially.

(1) $\frac{1 + 2}{2 + 4}$

(2) $\frac{x}{y}$

(3) rate = $\frac{\text{distance}}{\text{time}}$

(4) $\frac{5280 \text{ ft}}{1 \text{ mi}} \frac{60 \text{ mi}}{1 \text{ hr}} \frac{1 \text{ hr}}{60 \text{ min}} \frac{1 \text{ min}}{60 \text{ sec}} = \frac{88 \text{ ft}}{1 \text{ sec}} = 88 \text{ ft/sec.}$

c. For spatial arrangement of fractions in connection with cancellation see §60.

- d. For spatial arrangement of hypercomplex fractions see §68.
- e. For spatial arrangement of continued fractions see §69.


RULE XIII—SUPERSCRIPTS AND SUBSCRIPTS

Level Indicators


Base Line	⠠
Superscript	⠠
Superscript with Superscript	⠠ ⠠
Superscript with Subscript	⠠ ⠠
Superscript with Superscript with Superscript	⠠ ⠠ ⠠
Superscript with Superscript with Subscript	⠠ ⠠ ⠠
Superscript with Subscript with Superscript	⠠ ⠠ ⠠
Superscript with Subscript with Subscript	⠠ ⠠ ⠠
Subscript	⠡
Subscript with Superscript	⠡ ⠠
Subscript with Subscript	⠡ ⠠
Subscript with Superscript with Superscript	⠡ ⠠ ⠠
Subscript with Superscript with Subscript	⠡ ⠠ ⠠
Subscript with Subscript with Superscript	⠡ ⠠ ⠠
Subscript with Subscript with Subscript	⠡ ⠠ ⠠
Contraction for Comma and Optional Space at Superscript or Subscript Level	⠠

§71. **Nature of Superscripts and Subscripts:** It is characteristic of mathematical expressions to employ signs, usually in smaller type, which are elevated or depressed relative to the *base line*. A sign which is elevated relative to the base line is called a *superscript*; one which is depressed relative to the base line is called a *subscript*. When an entire expression is at the superscript or subscript level, it should be written without an indicator in braille, but its position must be explained to the reader by a transcriber's note.


(1) In x^2 , ² is a superscript.



(2) In x_n , _n is the subscript.



(3) The sign for *degree* is °.



§72. **Hierarchy of Superscripts and Subscripts:** Superscripts or subscripts may carry superscripts or subscripts of their own; the latter are then referred to as superscripts or subscripts of *second order*, and are thus distinguished from the former, which are called superscripts or subscripts of *first order*. Second order superscripts or subscripts may, in turn, carry superscripts or subscripts of their own, which are then called superscripts or subscripts of *third order*. While it is theoretically possible for a superscript or subscript to be of order higher than the third, this situation rarely arises in practice.

§73. **Level Indicators:** A level indicator other than the base-line indicator identifies the symbols which follow it as representing a superscript or subscript. The *base-line* indicator identifies the symbols which follow it as representing signs on the base line. The degree of elevation or depression specified by a level indicator is *always with respect to the base line*; the symbol which precedes the indicator, if it represents a sign at some other level, plays no role in this regard.

§74. **Orientation by Level Indicator:**

a. The effect of a level indicator with one component is to direct the reader's attention upward or downward from the base line according as that component is the superscript or the subscript indicator.

(1) x^2 ⠠⠠⠠⠠⠠⠠
 (x squared)

(2) y^3 ⠠⠠⠠⠠⠠⠠
 (y cubed)

(3) x^* ⠠⠠⠠⠠⠠⠠
 (x carries an asterisk as a superscript)

(4) x^{-2} ⠠⠠⠠⠠⠠⠠
 (x carries minus 2 as a superscript)

(5) x_a $\begin{array}{ccc} \bullet\bullet & \bullet\bullet & \bullet\bullet \\ \bullet\bullet & \bullet\bullet & \bullet\bullet \end{array}$

(x sub a)

(6) x_{-2} $\begin{array}{cccc} \bullet\bullet & \bullet\bullet & \bullet\bullet & \bullet\bullet \\ \bullet\bullet & \bullet\bullet & \bullet\bullet & \bullet\bullet \end{array}$

(x carries minus 2 as a subscript)

b. The effect of a level indicator with two components may be analyzed as follows:

i. The first component directs the reader's attention upward or downward from the base line according as that component is, in itself, the superscript or subscript indicator.

ii. The second component then directs the reader's attention upward or downward from this new position according as the second component is, in itself, the superscript or subscript indicator.

(1) n^{x^y} $\begin{array}{cccccc} \bullet\bullet & \bullet\bullet & \bullet\bullet & \bullet\bullet & \bullet\bullet & \bullet\bullet \\ \bullet\bullet & \bullet\bullet & \bullet\bullet & \bullet\bullet & \bullet\bullet & \bullet\bullet \end{array}$

(n carries a superscript x which carries a superscript y)

(2) x^n_a $\begin{array}{cccc} \bullet\bullet & \bullet\bullet & \bullet\bullet & \bullet\bullet \\ \bullet\bullet & \bullet\bullet & \bullet\bullet & \bullet\bullet \end{array}$

(x carries a superscript n which carries a subscript a)

(3) x_n^a $\begin{array}{cccc} \bullet\bullet & \bullet\bullet & \bullet\bullet & \bullet\bullet \\ \bullet\bullet & \bullet\bullet & \bullet\bullet & \bullet\bullet \end{array}$

(x carries a subscript n which carries a superscript a)

(4) n_{xy} $\begin{array}{cccc} \bullet\bullet & \bullet\bullet & \bullet\bullet & \bullet\bullet \\ \bullet\bullet & \bullet\bullet & \bullet\bullet & \bullet\bullet \end{array}$

(n carries a subscript x which carries a subscript y)

c. The effect of a level indicator with three components may be analyzed as follows:

i. The first two components direct the reader's attention from the base line to the position described in b above.

ii. The third component then directs the reader's attention upward or downward from this new position, according as that component is, in itself, the superscript or the subscript indicator.

(1) $n^{x^y^z}$ $\begin{array}{cccccc} \bullet\bullet & \bullet\bullet & \bullet\bullet & \bullet\bullet & \bullet\bullet & \bullet\bullet \\ \bullet\bullet & \bullet\bullet & \bullet\bullet & \bullet\bullet & \bullet\bullet & \bullet\bullet \end{array}$

(n carries a superscript x which carries a superscript y which carries a superscript z)

(2) $n^{x^y^z^{\dots}}$ $\begin{array}{cccccccc} \bullet\bullet & \bullet\bullet & \bullet\bullet & \bullet\bullet & \bullet\bullet & \bullet\bullet & \bullet\bullet & \bullet\bullet \\ \bullet\bullet & \bullet\bullet & \bullet\bullet & \bullet\bullet & \bullet\bullet & \bullet\bullet & \bullet\bullet & \bullet\bullet \end{array}$

(the ellipsis indicates the presence of superscripts of increasingly higher order; the dots are printed obliquely)

(3) $x^{y^z}_a$ $\begin{array}{cccc} \bullet\bullet & \bullet\bullet & \bullet\bullet & \bullet\bullet \\ \bullet\bullet & \bullet\bullet & \bullet\bullet & \bullet\bullet \end{array}$

(x carries a superscript y which carries a superscript z which carries a subscript a)

(4) $x^y_{a^n}$ $\begin{array}{cccc} \bullet\bullet & \bullet\bullet & \bullet\bullet & \bullet\bullet \\ \bullet\bullet & \bullet\bullet & \bullet\bullet & \bullet\bullet \end{array}$

(x carries a superscript y which carries a subscript a which carries a superscript n)

(5) $n^{x_{aj}}$

(n carries a superscript x which carries a subscript a which carries a subscript j)

(6) x_{a^n}

(x carries a subscript a which carries a superscript r which carries a superscript n)

(7) x_{n^b}

(x carries a subscript a which carries a superscript n which carries a subscript b)

(8) $x_{p_{am}}$

(x carries a subscript p which carries a subscript a which carries a superscript m)

(9) n_{xyz}

(n carries a subscript x which carries a subscript y which carries a subscript z)

(10) $n_{xyz\dots}$

(the ellipsis indicates the presence of subscripts of increasingly higher order; the dots are printed obliquely)

d. The effect of a level indicator with more than three components may be analyzed in the same manner suggested for level indicators with two or three components.

§75. **Left Superscripts and Subscripts:** A superscript or subscript may occupy a position to the left, as well as to the right, of the sign to which it applies. The words *left* or *right* are then used with the words *superscript* or *subscript* to make the distinction in position.

A right or left superscript or subscript is represented as such merely by preserving the relative horizontal positions of the superscript or subscript symbol and the symbol to which it applies. Each must be preceded by its appropriate level indicator.

Left superscripts or subscripts of the third or higher order, although rare, are treated in the manner suggested by the examples below.

(1) ${}^x n$

(x is a left superscript to n)

(2) $^{-} x$









(the minus sign is a left superscript to x)

(3) ${}_x n$

(x is a left subscript to n)

(4) ${}_x n_y$


(x is a left subscript to n, y is a right subscript to n)

- (5) 10^{-4} 
 (10 to the minus 4 power; the minus is superscript to the 4)
- (6) n^a_x 
 (n sub a is a left superscript to x)
- (7) n_x 
 (a is a left subscript to n, the combination is a left superscript to x)
- (8) $n^a x$ 
 (n to the a power is a left subscript to x)
- (9) $^a_n x$ 
 (a is a left superscript to n, the combination is a left subscript to x)
- (10) $x_y n$ 
 (x sub y is a left subscript to n)
- (11) $^n_{y^x}$ 
 (y is a left subscript to x, the combination is a left subscript to n)
- (12) $p^b c^x$ 
 (p carries a right superscript b and c is a left superscript to x)

§76. **Direct Superscripts and Subscripts:** A superscript or subscript which occupies, respectively, a position directly over or under the sign to which it applies is called a *modifier* (see **Rule XIV**).

§77. **Numeric Subscripts:** The subscript indicator must not be used to indicate a numeric subscript provided that all of the following conditions hold:

- i. The corresponding numeric sign must be a *right*, and not a left, subscript.
- ii. The corresponding numeric sign must be a subscript of *first order*, and not of higher order.
- iii. The sign with which the numeric subscript is associated must be an abbreviated function name or a letter which has a separate identity. In the latter case, this letter must not be any letter which represents a numeral in a non-decimal base. Otherwise, the letter may be from any alphabet and in any type form, and may be modified by one or more primes, or a superscript. In the case of a two-letter abbreviation for a chemical compound, the abbreviation must be treated as if it were a letter.
- iv. The subscript must consist of numeric symbols only, and must carry no superscripts or subscripts of its own.

- (1) x_1 
 (x sub 1; subscript indicator not required because all conditions i-iv hold)

- (2) x_{11} $\begin{matrix} \bullet\bullet & \bullet\bullet & \bullet\bullet \\ \bullet\bullet & \bullet\bullet & \bullet\bullet \end{matrix}$
 (x sub 1 1; subscript indicator not required because all conditions i-iv hold)
- (3) \mathfrak{X}_1 $\begin{matrix} \bullet\bullet & \bullet\bullet & \bullet\bullet & \bullet\bullet \\ \bullet\bullet & \bullet\bullet & \bullet\bullet & \bullet\bullet \end{matrix}$
 (German capitalized ah sub 1; subscript indicator not required because all conditions i-iv hold)
- (4) x'_1 $\begin{matrix} \bullet\bullet & \bullet\bullet & \bullet\bullet \\ \bullet\bullet & \bullet\bullet & \bullet\bullet \end{matrix}$
 (x prime sub 1; subscript indicator not required because all conditions i-iv hold)
- (5) x''_2 $\begin{matrix} \bullet\bullet & \bullet\bullet & \bullet\bullet & \bullet\bullet \\ \bullet\bullet & \bullet\bullet & \bullet\bullet & \bullet\bullet \end{matrix}$
 (x double prime sub 2; subscript indicator not required because all conditions i-iv hold)
- (6) ${}_3x$ $\begin{matrix} \bullet\bullet & \bullet\bullet & \bullet\bullet & \bullet\bullet \\ \bullet\bullet & \bullet\bullet & \bullet\bullet & \bullet\bullet \end{matrix}$
 (3 is a left subscript to x; subscript indicator is required because condition i does not hold)
- (7) x_{i1} $\begin{matrix} \bullet\bullet & \bullet\bullet & \bullet\bullet & \bullet\bullet & \bullet\bullet & \bullet\bullet \\ \bullet\bullet & \bullet\bullet & \bullet\bullet & \bullet\bullet & \bullet\bullet & \bullet\bullet \end{matrix}$
 (x sub i sub 1; subscript indicator is required because condition ii does not hold)
- (8) $\log_2 x$ $\begin{matrix} \bullet\bullet & \bullet\bullet & \bullet\bullet & \bullet\bullet & \bullet\bullet \\ \bullet\bullet & \bullet\bullet & \bullet\bullet & \bullet\bullet & \bullet\bullet \end{matrix}$
 (log to the base 2 of x; subscript indicator not required because all conditions i-iv hold)
- (9) 12_7 $\begin{matrix} \bullet\bullet & \bullet\bullet & \bullet\bullet & \bullet\bullet & \bullet\bullet \\ \bullet\bullet & \bullet\bullet & \bullet\bullet & \bullet\bullet & \bullet\bullet \end{matrix}$
 (12 sub 7; subscript indicator is required because condition iii does not hold)
- (10) $(CO_3)_2$ $\begin{matrix} \bullet\bullet & \bullet\bullet & \bullet\bullet & \bullet\bullet & \bullet\bullet & \bullet\bullet & \bullet\bullet & \bullet\bullet & \bullet\bullet \\ \bullet\bullet & \bullet\bullet & \bullet\bullet & \bullet\bullet & \bullet\bullet & \bullet\bullet & \bullet\bullet & \bullet\bullet & \bullet\bullet \end{matrix}$
 (the carbonate radical taken twice; subscript indicator is required before the 2 because condition iii does not hold)
- (11) Na_2CO_3 $\begin{matrix} \bullet\bullet & \bullet\bullet & \bullet\bullet & \bullet\bullet & \bullet\bullet & \bullet\bullet & \bullet\bullet & \bullet\bullet \\ \bullet\bullet & \bullet\bullet & \bullet\bullet & \bullet\bullet & \bullet\bullet & \bullet\bullet & \bullet\bullet & \bullet\bullet \end{matrix}$
 (sodium carbonate; subscript indicator not required because all conditions i-iv hold)
- (12) $seven_3$ $\begin{matrix} \bullet\bullet & \bullet\bullet & \bullet\bullet & \bullet\bullet & \bullet\bullet & \bullet\bullet & \bullet\bullet \\ \bullet\bullet & \bullet\bullet & \bullet\bullet & \bullet\bullet & \bullet\bullet & \bullet\bullet & \bullet\bullet \end{matrix}$
 (seven sub 3; subscript indicator is required because condition iii does not hold)
- (13) x_{1j} $\begin{matrix} \bullet\bullet & \bullet\bullet & \bullet\bullet & \bullet\bullet & \bullet\bullet & \bullet\bullet \\ \bullet\bullet & \bullet\bullet & \bullet\bullet & \bullet\bullet & \bullet\bullet & \bullet\bullet \end{matrix}$
 (x sub 1 sub j; subscript indicator is required because condition iv does not hold)
- (14) x_{2^n} $\begin{matrix} \bullet\bullet & \bullet\bullet & \bullet\bullet & \bullet\bullet & \bullet\bullet & \bullet\bullet \\ \bullet\bullet & \bullet\bullet & \bullet\bullet & \bullet\bullet & \bullet\bullet & \bullet\bullet \end{matrix}$
 (x carries a subscript 2 which carries a superscript n; subscript indicator is required because condition iv does not hold)
- (15) $x_{2'}$ $\begin{matrix} \bullet\bullet & \bullet\bullet & \bullet\bullet & \bullet\bullet \\ \bullet\bullet & \bullet\bullet & \bullet\bullet & \bullet\bullet \end{matrix}$
 (x sub 2 prime; subscript indicator is required because condition iv does not hold)

- (16) x_{2+k} (x carries a subscript of 2 plus k; subscript indicator is required because condition iv does not hold)
- (17) $x_{1/2}$ (x sub one-half; subscript indicator is required because condition iv does not hold)
- (18) ${}_3x_1$ (3 is a left subscript to x, 1 is a right subscript to x; subscript indicator is required before the 3 because condition i does not hold)
- (19) A_{x1} (A sub x 1; subscript indicator is required because condition iv does not hold)
- (20) $x_{10,000}$ (x sub 10,000; subscript indicator not required because all conditions i-iv hold)
- (21) $x_{1.2}$ (x sub 1.2; subscript indicator not required because all conditions i-iv hold)
- (22) $x_{.6}$ (x sub .6; subscript indicator not required because all conditions i-iv hold)
- (23) $\sum_0^n a_k$ (the summation from zero to n of a sub k; subscript indicator is not required because all conditions i-iv hold)
- (24) $\prod_0^n a_k$ (the product from zero to n of a sub k; subscript indicator is not required because all conditions i-iv hold)
- (25) $3AF_{16}$ (A and F represent a numeral in base 16; subscript indicator is required because condition iii does not hold)
- (26) $\int_0^{\sqrt{1-x^2}} f(x) dx$ (the integral from 0 to the square root of $1 - x^2$ of f of x dx; subscript indicator is required because condition iii does not hold)

§78. **Comma at Superscript or Subscript Level:** A commonly occurring superscript or subscript notation is the one in which two consecutive items are separated by a comma with an optional space following the comma. In this configuration, the symbol (dots 2-4-6) must be used to replace the comma and the optional space used in this way. This contracted form must not be used to replace a comma and the optional space which follows it in a configuration which is on the base line.

- (1) $x_{i,j,k}$ (each comma is followed by a space in ink print)

(2) $x_{(a,b)}$ 

(the comma is not followed by a space in ink print)

(3) $x_{1,2}$ 

(the comma is followed by a space in ink print)


(4) $P_{n_x,y}$ 

(the comma is followed by a space in ink print)

(5) $x_{n-1, n-1}, x_{n-1, n}, x_{n, n-1}$



(the comma and space between the items on the base line cannot be contracted)

(6) (x, y) 


(the comma and space between the items on the base line cannot be contracted)

§79. Circumstances Determining Changes of Level: The symbols and situations listed below have the following effect in determining changes of level.

a. A level indicator terminates the effect of a previous level indicator and initiates the level implied by the new indicator. In the case of the base-line level, the previous base-line indicator may only be implied.

(1) $x^2 + 1$ 

(the superscript indicator terminates the previous implied base-line level and initiates the superscript level, the base-line indicator terminates the previous superscript level and initiates the base-line level)


(2) $x_a + y^2$ 

(the subscript indicator terminates the previous implied base-line level and initiates the subscript level, the base-line indicator terminates the previous subscript level and initiates the base-line level, the superscript indicator terminates the previous base-line level and initiates the superscript level)

(3) $\frac{e^{x^2}}{2}$ 

(the superscript indicator terminates the previous implied base-line level and initiates the first-order superscript level, the second-order superscript indicator terminates the previous first-order superscript level and initiates the second-order superscript level, the base-line indicator terminates the previous second-order superscript level and initiates the base-line level)

(4) $A^{n+n+n \dots \text{to } m \text{ n's}} = a^{mn}$




(the superscript indicator which follows the n preserves the effect of the preceding superscript indicator; otherwise, the punctuation indicator would terminate the effect of the previous level indicator and initiate the base-line level)


b. The punctuation indicator terminates the effect of any previous level indicator and initiates the base-line level. In addition, the comma, provided it is not a numeric symbol, terminates the effect of any previous indicator and initiates the base-line level. However, the comma, when it is a numeric symbol and the contracted form $\cdot\circ$ (dots 2-4-6), preserves the level that is already in effect.

(1) $x^2.$ 

(the period is at the base-line level)

(2) x^2, x^3 

(the comma is at the base-line level)

(3) $x^{10,000}$ 

(the comma is a numeric symbol and preserves the superscript level)

(4) $x_{i,j}$ 

(the contracted form for a comma and optional space preserves the subscript level that is already in effect)

(5) $P_{n_1, n_2, \dots}$ 

(the contracted form for a comma and optional space preserves the indicated subscript level)

c. A space or the transition to a new braille line which is followed by literary text or unrelated mathematical text terminates the effect of any previous level indicator and initiates the base-line level. However, if a space occurs between the parts of an abbreviation or phrase, the appropriate level indicator must be restated before each part.

(1) $2p^2$ is always even. 

(the space before the literary text terminates the previous superscript level and initiates the base-line level)

(2) 3×10^4 ergs 

(the space before the literary text terminates the previous superscript level and initiates the base-line level)

(3) 6.696×10^8 mph 

(the space before the literary text terminates the previous superscript level and initiates the base-line level)

(4) $(x^2 \ y^2)$ 

(these items are entries in a matrix and hence unrelated; the space terminates the previous superscript level and initiates the base-line level)


(5) $\Delta_{\text{reg. polygon}}$ 

(level indicators are required between each part of this abbreviation to show that they are both at the subscript level)


(6) $\Delta_{\text{regular polygon}}$ 

(level indicators are required between each part of this phrase to show that they are both at the subscript level)

d. The space which immediately follows a symbol of shape, an abbreviated function name, or an unabbreviated function name, provided the latter is in a mathematical context, preserves the level that is already in effect. If these items carry a superscript or subscript, the space which follows such a superscript or subscript reinstates the level that was in effect before.

(1) $b_{\Delta ABC}$ 

(the space preserves the subscript level at which the triangle appears)

(2) $\sin x$ 

(the space preserves the base-line level of sin)

(3) $\cos^2 x$ 

(the space reinstates the base-line level of cos)

(4) $e^{\sin x}$ 

(the space preserves the superscript level at which sin appears)

(5) $e^{\sin x} + i^{\cos x}$ 

(each space preserves the superscript level at which the abbreviated function names appear)

(6) $e^x + \ln x$ 

(the space preserves the superscript level at which ln appears)

(7) $e^{\cos^2 x}$ 

(the space reinstates the superscript level at which cos appears)

(8) $e^{\sin^2 x} + \sin^2 y$ 

(each space reinstates the superscript level at which the abbreviated function names appear)

(9) $q^{\log_q a}$ 

(the space reinstates the superscript level at which log appears)

(10) $V_{\max(m, n)}$ 

(the space preserves the subscript level at which max appears)

e. The space which occurs in a numeral for the purpose of dividing it into short regular segments preserves the level already in effect.

(1) $e^{3.14159\ 26535}$ 

f. The space which precedes an ellipsis or long dash preserves the effect of any previous level indicator. The space which follows the ellipsis or long dash preserves the level that is already in effect. However, if such a space is followed by literary text, unrelated mathematical text, or a sign of comparison, this space initiates the base-line level.

(1) $x^{1/2} + 1/3 + \dots + 1/n$



(both spaces preserve the superscript level)

(2) $s_1 \dots s_n$



(both spaces preserve the implied base-line level)

(3) $10^3 + \text{---}$ is equal to 10^5 .



(the space before the dash preserves the previous superscript level, and the space following the dash terminates the effect of the previous superscript level and initiates the base-line level)

(4) $10^3 + \text{---} = 10^5$



(the space before the dash preserves the previous superscript level, and the space following the dash terminates the effect of the previous superscript level and initiates the base-line level)

g. The space or transition to a new braille line which is followed by a comparison symbol terminates the effect of a level indicator already in effect and initiates the base-line level. The space after a comparison symbol preserves the level that is already in effect.

(1) $x^2 + y^2 + z^2 = r^2$



(the space which is followed by the equals symbol terminates the effect of the preceding superscript level and initiates the base-line level, the space after the equals symbol preserves the base-line level)

(2) $2^x < 3^x$



(the space which is followed by the less than symbol terminates the effect of the preceding superscript level and initiates the base-line level, the space after the less than symbol preserves the base-line level)

(3) $q^{\log_q a} = a$



(the space which is followed by the equals symbol terminates the effect of the preceding superscript level and initiates the base-line level, the space after the equals symbol preserves the base-line level)

(4) $\int_{u=a}$



(the subscript indicator before the equals symbol keeps this symbol at the subscript level; the space after the equals symbol preserves the level that is already in effect)

(5) $(1 - \sin^2 x)^2 = \cos^4 x$



(the transition to a new braille line before the equals symbol terminates the previous superscript level and initiates the base-line level)


h. Any symbol or situation other than those in a to g preserves the level that is already in effect.

§80. Use of Level Indicators:


a. A level indicator must be used before any braille indicator or grouping symbol whenever this braille indicator or grouping symbol applies to a level other than the one currently in effect.

(1) $\sqrt{x^2 + y^2}$ 


(the termination indicator applies to the base line, therefore the base-line indicator is required)

(2) $e^{\sqrt{x^2 + y^2}}$ 


(the termination indicator applies to the first-order superscript level, therefore the superscript indicator is required)

(3) $\frac{1}{x^2}$ 


(the closing simple-fraction indicator applies to the base line, therefore the base-line indicator is required)

(4) $\frac{d\left(\frac{x}{y}\right)}{1 + \left(\frac{x}{y}\right)^2}$ 

(the closing complex-fraction indicator applies to the base line, therefore the base-line indicator is required)

(5) $\overline{x^2}$ 


(the directly-over indicator applies to the base line, therefore the base-line indicator is required)

(6) $x^2 y^2$ 

(the opening and closing cancellation indicators apply to the base line, therefore the base-line indicator is required)


(7) $(x^2 + y^2)$ 


(the closing parenthesis applies to the base line, therefore the base-line indicator is required)

(8) $x^{(m^n)}$ 

(the closing parenthesis applies to the first-order superscript level, therefore the superscript indicator is required)

b. The superscript indicator must be used to restate the superscript level when two superscripts are consecutive but one applies to the expression which precedes it and the other applies to the expression which follows it. Similarly, the subscript indicator must be restated when two subscripts are consecutive and one applies to the expression preceding it and the other applies to the expression following it. A superscript or subscript indicator must be restated before a modified expression which is interior to the superscript or subscript expression, provided that the multipurpose indicator is also used.

(1) $p^b c^q$ 



(2) $P_b c^q$ 

(3) $P_{1 2} Q$ 


(4) $A_{\overline{x+y}}$ 

(the subscript indicator after the plus sign must be restated before the multipurpose indicator)






c. The appropriate level indicator must be used before each part of an abbreviation or phrase which is at a level other than the base line.


- (1) \triangle regular polygon 
- (2) $a^n + n + n \dots$ to m n's 

d. Whenever spaces are left for the purpose of achieving alignment, level indicators must be used as though such spaces were not present.


- (1)
$$\begin{array}{r} 2x^3 - x^2 + x + 1 \\ 3x^3 + 4x^2 - 10x + 7 \\ \quad 5x^2 \quad + 12 \\ - 2x^3 \quad - 6x \\ \hline 3x^3 + 8x^2 - 15x + 20 \end{array}$$
 

e. The appropriate level indicator must be used before any symbol or situation in which a change of level is required but the change is not effected by any of the conditions of §79.

- (1) 360° -interval 
 (the base-line indicator places the hyphen at the base-line level)
- (2) $\int_{u=a}$ 
 (the subscript indicator before the equals symbol keeps this symbol at the subscript level; otherwise it would be at the base-line level)
- (3) $t \int_{t=a}^{t=b} = b - a$ 
 (the subscript and superscript indicators before the first two equals symbols keep these at the subscript and superscript levels respectively, while the space before the last equals symbol places it at the base-line level)
- (4) $e^{\sin x} = a > y$ 
 (the superscript indicator before the equals symbol keeps this symbol at the superscript level)
- (5) $P_{n_1 \dots n_n}$ 
 (the subscript indicator before the ellipsis places the ellipsis at the first-order subscript level)

(6) $P_1^{\alpha_1} \dots P_r^{\alpha_r}$ 


(the base-line indicator places the ellipsis at the base-line level)


(7) $(1 - \sin^2 x)^2 \cos^2 x$ 

(it is assumed that this expression has had to be run over to another braille line at the place indicated; the base-line indicator at the beginning of the braille line places cos at the base-line level; otherwise it would have remained at the superscript level initiated on the previous braille line)


§81. Non-Use of Level Indicators:

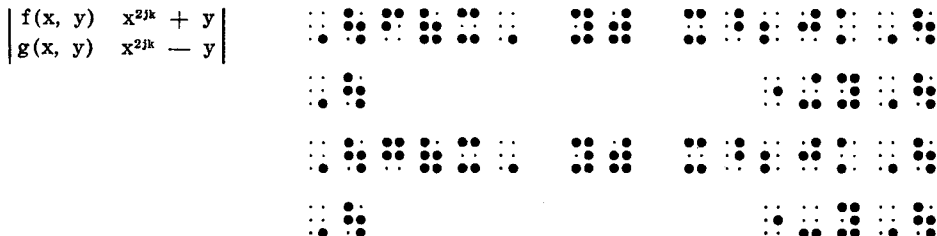
a. The base-line indicator must not be used to return to the base line from a numeric subscript if the subscript indicator has not been used before the numeric subscript.

(1) $(x_1 + 1)$ 
 (base-line indicator not required before the plus symbol)


(2) $(x_1 y_1 + x_2 y_2)$ 
 (base-line indicator not required after any of the numeric subscripts)

b. The base-line indicator must not be used before a right enlarged grouping symbol if this symbol either is separated from its preceding material by one or more spaces, or if the material which precedes the right grouping symbol is not the end of an expression.

(1) $\left\{ \begin{array}{l} u = x^2 \\ v = x^2 + y^2 \end{array} \right\}$ 

(2) $\left| \begin{array}{l} f(x, y) \quad x^{2jk} + y \\ g(x, y) \quad x^{2jk} - y \end{array} \right|$ 

c. A level indicator must not be used before any closing grouping symbol which is drawn in.

(1) $\left| \begin{array}{l} 1 \quad 1 \quad 1 \\ x \quad y \quad z \\ x^2 \quad y^2 \quad z^2 \end{array} \right|$ 

d. A level indicator must not be used to change the level if any symbol or situation specified in §79 has already effected the change to the desired level.

§82. Simultaneous and Non-Simultaneous Superscripts and Subscripts:

a. When an expression simultaneously carries a superscript and subscript, the subscript must be indicated first, even if the subscript is numeric and does not require the subscript indicator. However, if this sign carries one or more primes in addition, see §83.

(1) x_a^n ⠠⠭⠨⠏⠠⠁

(x carries simultaneously a subscript of a and a superscript of n)

(2) ${}_a^n x$ ⠠⠠⠠⠠⠠⠠⠠⠠⠠⠠⠠⠠⠠⠠

(x carries simultaneously a left subscript of a and a left superscript of n)

(3) x_1^2 ⠠⠠⠠⠠⠠⠠⠠⠠⠠⠠⠠⠠⠠⠠

(x carries simultaneously a subscript of 1 and a superscript of 2)

b. When the same expression carries a superscript and a subscript which are not simultaneous, the relative horizontal positions of the signs must be retained in the transcription, but the base-line indicator must be inserted before making the transition to the other level.

(1) a_m^n ⠠⠠⠠⠠⠠⠠⠠⠠⠠⠠⠠⠠⠠⠠

(the superscript is closer to the a than the subscript)

(2) a_m^n ⠠⠠⠠⠠⠠⠠⠠⠠⠠⠠⠠⠠⠠⠠

(the subscript is closer to the a than the superscript)

(3) ${}_b x$ ⠠⠠⠠⠠⠠⠠⠠⠠⠠⠠⠠⠠⠠⠠

(the left subscript is closer to the x than the left superscript)

(4) ${}_b x$ ⠠⠠⠠⠠⠠⠠⠠⠠⠠⠠⠠⠠⠠⠠

(the left superscript is closer to the x than the left subscript)

(5) x_1^2 ⠠⠠⠠⠠⠠⠠⠠⠠⠠⠠⠠⠠⠠⠠

(the subscript is closer to the x than the superscript)

(6) x_a^b ⠠⠠⠠⠠⠠⠠⠠⠠⠠⠠⠠⠠⠠⠠

(the subscript is closer to x prime than the superscript)

§83. Primes in Addition to Superscripts or Subscripts:

a. The prime symbol must never be preceded by the superscript indicator.

(1) x' ⠠⠠⠠⠠⠠⠠⠠⠠⠠⠠⠠⠠⠠⠠

b. When an expression carries one or more primes in addition to superscripts or subscripts, the prime symbol or symbols must be indicated first unless such symbols do not occur at the beginning of the superscript or subscript, in which case they must retain the same position as in ink print.

- (1) x'_a $\begin{matrix} \bullet \bullet & \dots & \dots & \bullet \bullet \\ \bullet \bullet & \bullet \bullet & \bullet \bullet & \bullet \bullet \end{matrix}$
- (2) x'^2 $\begin{matrix} \bullet \bullet & \dots & \bullet \bullet & \bullet \bullet \\ \bullet \bullet & \bullet \bullet & \bullet \bullet & \bullet \bullet \end{matrix}$
- (3) x'^b $\begin{matrix} \bullet \bullet & \dots & \bullet \bullet & \bullet \bullet & \bullet \bullet & \bullet \bullet \\ \bullet \bullet & \bullet \bullet & \bullet \bullet & \bullet \bullet & \bullet \bullet & \bullet \bullet \end{matrix}$
- (4) x''_1 $\begin{matrix} \bullet \bullet & \dots & \bullet \bullet & \bullet \bullet & \bullet \bullet \\ \bullet \bullet & \bullet \bullet & \bullet \bullet & \bullet \bullet & \bullet \bullet \end{matrix}$
- (5) x''' $\begin{matrix} \bullet \bullet & \dots & \bullet \bullet & \bullet \bullet & \bullet \bullet \\ \bullet \bullet & \bullet \bullet & \bullet \bullet & \bullet \bullet & \bullet \bullet \end{matrix}$
- (6) x'''' $\begin{matrix} \bullet \bullet & \dots & \bullet \bullet & \bullet \bullet & \bullet \bullet \\ \bullet \bullet & \bullet \bullet & \bullet \bullet & \bullet \bullet & \bullet \bullet \end{matrix}$
- (7) A''_{ue} $\begin{matrix} \bullet \bullet & \bullet \bullet & \bullet \bullet & \bullet \bullet & \bullet \bullet & \bullet \bullet & \bullet \bullet & \bullet \bullet \\ \bullet \bullet & \bullet \bullet & \bullet \bullet & \bullet \bullet & \bullet \bullet & \bullet \bullet & \bullet \bullet & \bullet \bullet \end{matrix}$
- (8) A''''_{ue} $\begin{matrix} \bullet \bullet & \bullet \bullet & \bullet \bullet & \bullet \bullet & \bullet \bullet & \bullet \bullet & \bullet \bullet & \bullet \bullet \\ \bullet \bullet & \bullet \bullet & \bullet \bullet & \bullet \bullet & \bullet \bullet & \bullet \bullet & \bullet \bullet & \bullet \bullet \end{matrix}$

c. For primes in other roles see §172.

§84. Plurals and Possessives: For plurals or possessives of mathematical expressions which end with a superscript or subscript see §39.

RULE XIV—MODIFIERS

Modification Indicators

Directly Over

- First order $\begin{matrix} \bullet \bullet \\ \bullet \bullet \end{matrix}$
- Second order $\begin{matrix} \bullet \bullet & \bullet \bullet \\ \bullet \bullet & \bullet \bullet \end{matrix}$

Directly Under

- First order $\begin{matrix} \bullet \bullet \\ \bullet \bullet \end{matrix}$
- Second order $\begin{matrix} \bullet \bullet & \bullet \bullet \\ \bullet \bullet & \bullet \bullet \end{matrix}$

Multipurpose $\begin{matrix} \bullet \bullet \\ \bullet \bullet \end{matrix}$

Superposition $\begin{matrix} \bullet \bullet \\ \bullet \bullet \end{matrix}$





























Termination $\begin{matrix} \bullet \bullet \\ \bullet \bullet \end{matrix}$

Modifiers

Arc

Concave upward		
Concave downward		

Arrow

Barbed at both ends		
Barbed at left		
Barbed at left and dotted at right		
Barbed at right		
Contracted form		
Uncontracted form		
Dotted at both ends		
Dotted at left (no barb)		
Dotted at left and barbed at right		
Dotted at right (no barb)		
Hollow dot at both ends		
Hollow dot at left (no barb)		
Hollow dot at left and barbed at right		
Hollow dot at right and barbed at left		
Hollow dot at right (no barb)		

Bar

Horizontal (macron)		
Vertical		

Caret (circumflex)	^	⠠
Inverted	∨	⠡
Left-pointing	<	⠢
Right-pointing	>	⠣
Dot	•	⠠
Hollow Dot	◦	⠠
Question Mark	?	⠠
Tilde		
Extended	~	⠤
Simple	~	⠤
Triangle (equilateral)	△	⠤

§85. **Modifiers:** A modifier is a superscript or subscript which occupies, respectively, a position directly over or directly under the sign to which it applies. The modifiers in the list at the beginning of this rule are those most commonly used, but other modifiers must be treated in the same manner.

§86. **Modified Expressions:**

a. **The Five-Step Rule for Transcribing Modified Expressions:** The components of a modified expression must appear in the following order:

- i. Multipurpose indicator ⠠
- ii. Expression being modified.
- iii. Directly-over indicator ⠠ or directly-under indicator ⠡
- iv. Modifier.
- v. Termination indicator ⠨

These five components may never be separated from each other by transition to another braille line. The termination indicator terminates only the modified expression; it does not affect the level at which the modified expression occurs.

(1) x ⠠⠨
 (x with subscribed bar)

(2) $\overline{x + y}$ ⠠⠅ ⠠⠒ ⠠⠒ ⠠⠒ ⠠⠒ ⠠⠒ ⠠⠒ ⠠⠒ ⠠⠒
 (x plus y, with superscribed bar)

(3) $\lim_{x \rightarrow 0} f(x)$ ⠠⠒ ⠠⠒ ⠠⠒ ⠠⠒ ⠠⠒ ⠠⠒ ⠠⠒ ⠠⠒ ⠠⠒ ⠠⠒ ⠠⠒ ⠠⠒ ⠠⠒ ⠠⠒ ⠠⠒ ⠠⠒ ⠠⠒ ⠠⠒ ⠠⠒
 (the limit, as x approaches 0, of f of x)

(4) $\overline{x^2}$ ⠠⠅ ⠠⠒ ⠠⠒ ⠠⠒ ⠠⠒ ⠠⠒ ⠠⠒ ⠠⠒ ⠠⠒
 (x squared, with superscribed bar)

(5) $\overline{x'}$ ⠠⠅ ⠠⠒ ⠠⠒ ⠠⠒ ⠠⠒ ⠠⠒ ⠠⠒ ⠠⠒
 (x primed, with superscribed bar)

(6) $\overline{x_1}$ ⠠⠅ ⠠⠒ ⠠⠒ ⠠⠒ ⠠⠒ ⠠⠒ ⠠⠒ ⠠⠒ ⠠⠒
 (x sub 1, with superscribed bar)

(7) $\overline{x_n}$ ⠠⠅ ⠠⠒ ⠠⠒ ⠠⠒ ⠠⠒ ⠠⠒ ⠠⠒ ⠠⠒ ⠠⠒ ⠠⠒ ⠠⠒
 (x sub n, with superscribed bar)

b. When the expression being modified is a single digit or a letter, lower-case or capitalized, from any alphabet, and in any type form, and when the modifier is the horizontal bar directly above such a single digit or letter, the digit or letter, followed by the bar, serves to express the modification. This construction should be regarded as a contracted form of expression and must be used whenever applicable. If the modification includes a superscript, subscript, or prime, the five-step rule of a above must be followed. The five-step rule may be used in conjunction with the contracted form without fear of confusion.

(1) \overline{x} ⠠⠅ ⠠⠒ ⠠⠒ ⠠⠒ ⠠⠒
 (x with superscribed bar)


(2) $\overline{x} + \overline{y}$ ⠠⠅ ⠠⠒ ⠠⠒ ⠠⠒ ⠠⠒ ⠠⠒ ⠠⠒ ⠠⠒ ⠠⠒ ⠠⠒ ⠠⠒ ⠠⠒
 (x with superscribed bar plus y with superscribed bar)


(3) \overline{xy} ⠠⠅ ⠠⠒ ⠠⠒ ⠠⠒ ⠠⠒ ⠠⠒
 (x with superscribed bar, times y)


(4) $x\overline{y}z$ ⠠⠅ ⠠⠒ ⠠⠒ ⠠⠒ ⠠⠒ ⠠⠒ ⠠⠒ ⠠⠒
 (x, times y with superscribed bar, times z)


(5) $\overline{x^2}$ ⠠⠅ ⠠⠒ ⠠⠒ ⠠⠒ ⠠⠒ ⠠⠒ ⠠⠒
 (x with superscribed bar squared)


(6) \overline{x}' ⠠⠅ ⠠⠒ ⠠⠒ ⠠⠒ ⠠⠒ ⠠⠒
 (x with superscribed bar primed)


- (7) \bar{x}_1 


(x with superscribed bar, sub 1)
- (8) \bar{x}_n 


(x with superscribed bar, sub n)
- (9) \bar{Z} 


(boldface capital Z with superscribed bar)
- (10) $3.5\bar{4}$ 

(3.54, bar superscribed to the 4)
- (11) $(\bar{aA} + \bar{bB})$ 

(a with superscribed bar times boldface capitalized A plus b with superscribed bar times boldface capitalized B, the whole expression with superscribed bar)
- (12) $A_{\bar{x}}$ 

(A with a right subscript of x with superscribed bar)
- (13) $A_{\bar{x} + \bar{y}}$ 


(A with a right subscript of x with superscribed bar plus y with superscribed bar)
- (14) $e^{a\bar{x}}$ 


(e with a right superscript of a times x with superscribed bar)
- (15) $\bar{x}'s$ 

(the plural of x with superscribed bar)

§87. Modifiers of Higher Order:

a. A modifier of the second order must be preceded by the second-order directly-over or directly-under indicator, and a modifier of the third order must be preceded by the third-order directly-over or directly-under indicator. The termination indicator, however, must be used only once, after the last modifier symbol.

- (1) $\frac{a=3}{x+y}$ 

(x plus y superscribed by a bar, which in turn is superscribed by a equals 3)
- (2) $\frac{x+y}{\frac{a=3}{b=2}}$ 

(x plus y subscribed by a bar, which in turn is subscribed by a equals 3, which in turn is subscribed by b equals 2)

b. A modifier of order higher than the third must be treated in the manner suggested in a above.

c. A modifier, to be of order higher than the first, must be associated with the same expression as a modifier of lower order. In §86b(11) above, the long bar is not a modifier of second order because no modifier of first order is associated with the same expression as the long bar.

§88. Simultaneous Modifiers: When a mathematical expression is simultaneously modified above and below, the modifier below must be indicated first. The termination indicator, however, must be used only once, after the last modifier symbol. If the modifiers involved are of order higher than the first, they are treated as described in §87.

$$(1) \quad \overline{x + y} \quad \text{Braille representation}$$

(x plus y, with subscribed and superscribed bars)

$$(2) \quad \sum_{n=1}^{\infty} \frac{1}{2^n} = 1 \quad \text{Braille representation}$$

(the Greek capitalized sigma with subscribed n equals 1 and superscribed infinity sign)

$$(3) \quad \frac{\overline{\overline{x + y}}}{\overline{\overline{a = 3}}} \quad \text{Braille representation}$$

(x plus y subscribed by a bar which is in turn subscribed by a equals 3; superscribed by a bar which is in turn superscribed by b equals 2)

§89. Parallel Horizontal Bars: Parallel horizontal bars must not be regarded as the equals sign or the identity sign when they occur above or below a mathematical expression other than a comparison sign. Furthermore, the bar which is more remote from the mathematical expression being modified must not be regarded as a modifier of second or third order; the double or triple bar must be regarded as a single modifier.

$$(1) \quad \overline{\overline{x}} \quad \text{Braille representation}$$

(x superscribed by double horizontal bars)

$$(2) \quad \overline{\overline{x}} \quad \text{Braille representation}$$

(x subscribed and superscribed by double horizontal bars)

$$(3) \quad \overline{\overline{x}} \quad \text{Braille representation}$$


(x subscribed by double horizontal bars and superscribed by single horizontal bar)


$$(4) \quad \overline{\overline{\overline{x}}} \quad \text{Braille representation}$$

(x subscribed by triple horizontal bars)


§90. Binomial Coefficient: The two expressions which constitute a binomial coefficient must be separated by the directly-under indicator. The expression which follows the opening parenthesis and precedes the directly-under indicator corresponds to the upper sign


in the binomial coefficient; the expression which follows the directly-under indicator and precedes the closing parenthesis corresponds to the lower sign of the binomial coefficient.


(1) $\binom{n}{k}$ 
 (the binomial coefficient with n as the upper sign and k as the lower sign)

(2) $\binom{g_j}{a_j}$ 
 (the binomial coefficient with g sub j as the upper sign and a sub j as the lower sign)

§91. Modified Expressions in Superscripts and Subscripts: If a modified expression is part or all of a right superscript or subscript, the multipurpose indicator must be preceded by the appropriate level indicator. This will automatically be the case if the modified expression occurs at the beginning of the superscript or subscript; but the appropriate level indicator must be restated if the modified expression occurs at an interior position of the superscript or subscript. If the contracted form for a modified expression is used so that the multipurpose indicator does not appear, the appropriate level indicator must not be restated.

(1) $A_{\tilde{x}}$ 
 (A carries a subscript of x with superscribed tilde)

(2) $A_{\tilde{x}+\tilde{y}}$ 
 (A carries a subscript of x with superscribed tilde plus y with superscribed tilde; the subscript level after the plus sign must be restated before the multipurpose indicator)

(3) $A_{\bar{x}+\bar{y}}$ 
 (A carries a subscript of x with superscribed bar plus y with superscribed bar)







§92. Plural Modified Expressions: (See §39).

§93. Modification by Superposition: When one sign modifies another by superposition, in deciding which is the basic sign and which is the superposed sign, the following hierarchy, in descending order, should be used as a guide:

- i. Integral sign
- ii. Operation signs
- iii. Bars — horizontal and vertical
- iv. Shape signs
- v. Comparison signs
- vi. Signs not covered above


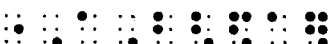


A sign belonging to a category lower on the list must be regarded as superposed on a sign higher on the list, and the superposition transcribed accordingly. If two signs belong to the same category, it is permissible to represent the superposition in either

order, provided that the same order is used consistently throughout the entire transcription. The components of a sign compounded by superposition must be joined by the superposition indicator and transcribed unspaced, and without transition to another braille line. The termination indicator must follow the second component. (For other examples, see "Comparison Signs Compounded by Superposition" pages 140-141, and 143.)

- (1) \int 
 (integral sign with superposed rectangle)
- (2) $\bar{\square}$ 
 (horizontal bar with superposed square)
- (3) $\bar{=}$ 
 (dot between bars of equals sign)
- (4) \leftarrow 
 (equals sign with superposed inclusion sign)
- (5) \leftarrow 
 (inclusion sign with superposed equals sign)
- (6) \sphericalangle 
 (angle with superposed arc)



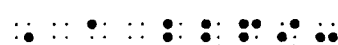
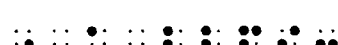


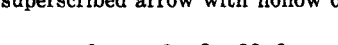
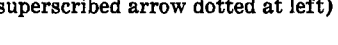
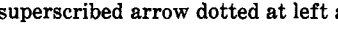
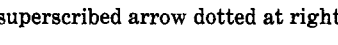
§94. Interior Modifiers with Signs of Shape: See §111.

§95. Arc:

- (1) $\overset{\frown}{A}$ 
 (A with subscripted arc concave upward)
- (2) \overline{AB} 
 (AB with superscribed arc concave upward)
- (3) $\underset{\smile}{A}$ 
 (A with subscripted arc concave downward)
- (4) \overline{AB} 
 (AB with subscripted arc concave downward)

§96. Arrows: Arrows must not be regarded as modifiers when they occur directly over or directly under a comparison sign. In that event, they become a component of a sign of comparison compounded vertically.

When a right-pointing arrow with a single shaft of ordinary length is in regular type, has a full barb, and is not part of a more complex construction or compound modifier, it must be transcribed in its contracted form. If such an arrow is in non-regular type, does not have a full barb or shaft of ordinary length, is part of a compound modifier, or is itself modified, it must be represented in its uncontracted form.

- (1) \overrightarrow{AB}  (AB with superscribed arrow barbed at right)
- (2) \overleftarrow{AB}  (AB with superscribed arrow barbed at left)
- (3) \overleftrightarrow{AB}  (AB with superscribed arrow barbed at both ends)
- (4) $\overleftarrow{\dot{A}B}$  (AB with superscribed arrow barbed at the left and dotted at the right)
- (5) $\overleftarrow{\dot{A}\dot{B}}$  (AB with superscribed arrow dotted at both ends)
- (6) $\overleftrightarrow{\circ A \circ B}$  (AB with superscribed arrow with hollow dots at both ends)
- (7) $\overleftarrow{\dot{A}B}$  (AB with superscribed arrow dotted at left)
- (8) $\overleftarrow{\dot{A}}\overrightarrow{B}$  (AB with superscribed arrow dotted at left and barbed at right)
- (9) $\overleftarrow{\dot{A}}\overrightarrow{\dot{B}}$  (AB with superscribed arrow dotted at right)
- (10) $X \overset{f}{\overset{\circ}{\rightarrow}} Y$  (arrow with superscribed f hollow dot g between X and Y)

§97. Horizontal Bar:

- a. The horizontal bar must not be regarded as a modifier when it occurs directly over or directly under a comparison sign. In that event, it becomes a component of a sign of comparison compounded vertically (see §147). When the horizontal bar is itself modified by a dot under it or a caret directly over or under it, the combination is a modified sign of comparison (see §146). When the horizontal bar is itself modified by a dot over it, the combination is a sign of operation.
- b. The horizontal bar is often used to indicate the recurrence of one or more digits in a decimal numeral by placing it over the digits which recur.

- (1) $\bar{3}$ ⠠⠨⠠⠼⠠⠼⠠⠼⠠⠼
 (decimal point 3, with a bar over the 3)
- (2) $\overline{.7128}$ ⠠⠨⠠⠼⠠⠼⠠⠼⠠⠼⠠⠼⠠⠼⠠⠼⠠⠼
 (decimal point 7128, with a bar over the four digits)
- (3) 3.5729 ⠠⠼⠠⠨⠠⠼⠠⠼⠠⠼⠠⠼⠠⠼⠠⠼
 (3.5729, with a bar over the 29)

c. When the horizontal bar occurs over or under the integral sign, or over or under the abbreviated or unabbreviated function name for *limit*, the bar must not be treated as a modifier (see §171 and §118, respectively).


§98. Caret:


- (1) \hat{x} ⠠⠨⠠⠼⠠⠼⠠⠼⠠⠼⠠⠼
 (x with superscribed caret)
- (2) $\hat{=}$ ⠠⠨⠠⠨⠠⠼⠠⠼⠠⠼⠠⠼⠠⠼⠠⠼
 (equals sign with superscribed caret)
- (3) $\underset{\hat{v}}{x}$ ⠠⠨⠠⠼⠠⠼⠠⠼⠠⠼⠠⠼⠠⠼
 (x with subscripted inverted caret)
- (4) $\overset{<}{=}$ ⠠⠨⠠⠨⠠⠼⠠⠼⠠⠼⠠⠼⠠⠼⠠⠼
 (equals sign with superscribed left-pointing caret)
- (5) $\overset{>}{=}$ ⠠⠨⠠⠨⠠⠼⠠⠼⠠⠼⠠⠼⠠⠼⠠⠼
 (equals sign with superscribed right-pointing caret)

§99. Dot:


a. The dot is frequently used to indicate the recurrence of one or more digits in a decimal numeral. When used for this purpose, a dot is usually placed in print over each digit of the recurring sequence. In braille, however, only a single dot must be used as a modifier.


- (1) $\dot{3}$ ⠠⠨⠠⠼⠠⠼⠠⠼⠠⠼⠠⠼
 (decimal point 3, with a dot over the 3)


(2) $\overset{\cdot}{.}\overset{\cdot}{1}\overset{\cdot}{3}\overset{\cdot}{5}$ 
 (decimal point 135, with a dot over each of the three digits)

(3) $\overset{\cdot}{.}135$ 
 (decimal point 135, with a dot over the 5)


b. Although there is theoretically no limit to the number of dots which may be placed over or under a single mathematical expression, in practice the number rarely exceeds three dots. However, as many dots must be used in the transcription as are present in the printed text, except in the case of recurring decimals as in a.

(1) $\overset{\cdot}{\overset{\cdot}{x}}$ 
 (x with two dots over it)


(2) $\overset{\cdot}{\overset{\cdot}{\overset{\cdot}{x}}}$ 
 (x with three dots over it)


(3) $\underset{\cdot}{\underset{\cdot}{x}}$ 
 (x with two dots under it)

§100. Hollow Dot:

(1) $\overset{\circ}{=}$ 
 (equals sign with superscribed hollow dot)

§101. Question Mark:

(1) $\overset{?}{=}$ 
 (equals sign with superscribed question mark)

(2) $\underset{?}{=}$ 
 (equals sign with subscribed question mark)

§102. Tilde: The tilde, simple or extended, must not be regarded as a modifier when it occurs directly over or under a comparison sign. In that event, it becomes a component of a sign of comparison compounded vertically (see §147). When the tilde, simple or extended, is itself modified by a dot or a caret directly over or under it, the combination is a modified sign of comparison (see §146).

RULE XV—RADICALS

Radical (square root) √ ⠠⠠⠠

Radical Indicators

Index-of-Radical ⠠⠠⠠

Order-of-Radical

First inner radical ⠠⠠⠠

Second inner radical ⠠⠠⠠⠠⠠

Third inner radical ⠠⠠⠠⠠⠠⠠⠠

Termination ⠠⠠⠠

§103. Simple Radicals: The most commonly occurring radical is the square root.

a. When the square root sign has a vinculum (horizontal bar) which specifies the extent to which the radical sign is effective, the transcription of such a radical is accomplished by the following three steps:

i. The radical symbol ⠠⠠⠠

ii. The expression to which it applies (radicand).

iii. The termination indicator ⠠⠠⠠

(1) $\sqrt{2}$ ⠠⠠⠠⠠⠠⠠⠠

(2) $\sqrt{x + y}$ ⠠⠠⠠⠠⠠⠠⠠⠠⠠⠠

(3) $\sqrt{x^2 + 1}$ ⠠⠠⠠⠠⠠⠠⠠⠠⠠⠠⠠⠠⠠


(4) $\sqrt{x^2 + y^2}$ ⠠⠠⠠⠠⠠⠠⠠⠠⠠⠠⠠⠠⠠⠠⠠⠠

(5) $\sqrt{\frac{x}{y}}$ ⠠⠠⠠⠠⠠⠠⠠⠠⠠⠠

(6) $3\sqrt{a}$ ⠠⠠⠠⠠⠠⠠⠠⠠

(7) $\sqrt{x^3}$ ⠠⠠⠠⠠⠠⠠⠠

(3) $\sqrt{\sqrt[3]{x}} = \sqrt[3]{\sqrt{x}}$



(the square root of the cube root of x equals the cube root of the square root of x)

(4) $\sqrt{x + \sqrt{y + \sqrt{z}}}$



(a nest of three radicals; the outer radical contains x plus the inner radicals, the first inner radical contains y plus the second inner radical, and the second inner radical contains z)

RULE XVI—SHAPES

Shape Indicator



Interior Shape-Modification Indicator



Structural Shape-Modification Indicator



Filled-in Shape Indicator



Shaded Shape Indicator



Termination Indicator



Basic Shapes

Angle



Arc

Concave upward



Concave downward



Arrow

Left-pointing



Right-pointing

Contracted












































Uncontracted



Down-pointing



Up-pointing		
Circle		
Diamond		
Ellipse (oval)		
Hexagon		
Irregular		
Regular		
Intersecting Lines		
Is Parallel To		
Is Not Parallel To		
Is Perpendicular To		
Is Not Perpendicular To		
Parallelogram		
Pentagon		
Irregular		
Regular		
Quadrilateral		
Rectangle		
Rhombus	 or 	
Square		
Star		
Trapezoid		

Triangle

Inverted



Regular (equilateral)



Shapes with Interior Modification

Angle

Angle with interior arc



Angle with interior clockwise arrow



Angle with interior counterclockwise arrow



Circle

Circle with interior arrow pointing right



Circle with interior arrow pointing left




Circle with interior arrow pointing right over interior arrow pointing left



Circle with interior arrow pointing left over interior arrow pointing right




Circle with interior arrow pointing up



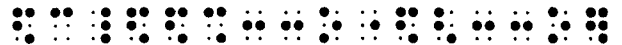
Circle with interior arrow pointing down



Circle with interior arrow pointing up followed by interior arrow pointing down




Circle with interior arrow pointing down followed by interior arrow pointing up



Circle with interior cross



Circle with interior dot



Circle with interior minus sign













Circle with interior plus sign



Square

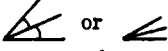
























Square with interior diagonals









Square with interior dot		
Square with interior horizontal bar		
Square with interior vertical bar		
Square with interior northwest-southeast diagonal		
Square with interior southwest-northeast diagonal		

Shapes with Structural Modification

Angle

Adjacent angles	 or 	
Alternate exterior angles		
Alternate interior angles		
Complementary angles		
Corresponding angles		
Exterior angles		
Interior angles		
Obtuse angle		
Right angle		
Straight angle		
Supplementary angles		
Verticle angles		

Triangle

Acute triangle		
Isosceles triangle		
Obtuse triangle		

Right triangle



Scalene triangle



§106. **Basic Shapes:** A shape is a sign which is in general a miniature picture or diagram of the object which the sign represents.

A shape is represented by using a letter, numeral, or even a configuration of dots which is suggestive of the shape. The shape indicator must precede the shape symbol. A symbol of shape must be used only for the representation of the corresponding sign of shape; it must never be used to represent the word or phrase which is the name of such a sign of shape.

(1)

(2)

(3)

(4)

(5)

(6)

(7) $x \square$

(8) $\angle ABC = \angle DEF$

§107. **Other Shapes:** Signs of shape which do not appear in the list of Basic Shapes must be represented by the use of one or more letters suggestive of the name of the shape being represented. Care must be exercised not to use an alphabetic symbol to which a meaning is already assigned in the above list. In addition, the transcriber must supply a note of explanation to the reader concerning the name of such a sign of shape and must supply a drawing of the shape if possible. If a combination of letters selected to represent a sign of shape is contractible, the contraction must not be used. The shape indicator must precede a shape symbol constructed in this way.

(1)
(in ink print, the drawing of a moon)









(2)
(in ink print, the drawing of a church)

§108. **Filled-In and Shaded Shapes:** Any of the closed shapes in the above list, if they are filled in or shaded, must be represented as such by using (dots 4-5-6) or (dots 4-6), respectively, preceding the shape symbol. The shape indicator must, in turn, precede whichever indicator has been used.

(1)
(filled-in ellipse)

- (2)  
(shaded ellipse)





§109. **Polygons:** The list of Basic Shapes contains the shapes for regular polygons up to six sides. Any regular polygon with more than six sides must be represented in the manner suggested, that is, by using the numeral which specifies the number of sides. An irregular polygon, that is, one which has at least two unequal sides, two unequal angles, or both, must not be represented in this way. It must be represented as specified in §107.

- (1)  
(regular octagon)
- (2)  
(regular polygon of 12 sides)
- (3)  
(filled-in regular octagon)
- (4)  
(an irregular octagon; a transcriber's note with a drawing is required)

§110. **Shape with Structural Modification:** When a sign, which is a special case of a more general situation, is used, (for example, *right angle* is a special case of *angle*), or when two or more signs of shape are combined to form a composite sign with a more detailed structure, (for example, two *angles* are combined to form *adjacent angles*), the shape which is formed in either of these ways is called a *shape with structural modification*.

The modification is indicated by a letter or combination of letters suggestive of the nature of the modification. The symbol used for indicating the modification must be preceded by the structural shape-modification indicator and followed by the termination indicator. This combination must directly follow the symbol of basic shape which is being modified.









Shapes with structural modification not shown in the list of Shapes with Structural Modification must be transcribed in accordance with the principle suggested by those shape symbols. The transcriber must supply a note of explanation to the reader concerning the name of the structural modification and must supply a drawing if possible. If a combination of alphabetic symbols selected for a structural modifier constitutes a contractible combination, the contraction must not be used.

- (1)  
(an isosceles triangle; without modification the shape symbol signifies *triangle*)
- (2)  
(adjacent angles; without modification the shape symbol signifies *angle*)

§111. **Shape with Interior Modification:**

a. When a letter, operation sign, or other sign is placed inside the basic sign of shape, the shape which is formed in this way is called a *shape with interior modification*.

The modification is indicated by using the symbol which corresponds to the modifying sign. This symbol must be preceded by the interior shape-modification indicator and followed by the termination indicator. This combination must directly follow the symbol of basic shape which is being modified.

- (1)  
- (2)  
- (3)  
- (4)  





b. If two or more interior modifiers, arranged horizontally, occur inside the same basic sign of shape, the corresponding symbols must be separated by the multipurpose indicator, but the interior shape-modification indicator must be used only once, before the first modifying symbol. The entire combination must directly follow the basic symbol of shape which is being modified.

- (1)  

c. If two or more interior modifiers, arranged vertically, occur inside the same basic sign of shape, the corresponding symbols must be transcribed successively, without intervening spaces or indicators, beginning with the symbol which corresponds to the uppermost sign and proceeding in descending order. The first modifying symbol must be preceded by the interior shape-modification indicator, and the entire combination must directly follow the basic symbol of shape which is being modified. None of the interior signs may be regarded as a modifier of any of the others, and the technique for representing modified expressions does not apply.



- (1)  

§112. **Shape modified by Superposition:** When a sign is superposed upon a sign of shape, the shape which is formed in this way is called a *shape modified by superposition*. Superposition may be distinguished from interior modification by noting that in superposition one of the signs extends beyond the boundary of the other. Whereas, in the case of interior modification, one of the signs is confined within the boundary of the other (see §93).

- (1)  
(a vertical bar extending beyond the boundary of a circle)
- (2)  
(a circle with a vertical bar through the center extending as far as the boundary of the circle)













§113. **Drawn-In Shapes:** It is often better for the reader to have shapes drawn in than to have them represented by the elaborate braille constructions specified in this rule. However, it is not possible to formulate specific rules concerning which form should be used and, therefore, the decision is left to the experience and judgment of the transcriber.

§114. **Plural of a Sign of Shape:** The plural or the possessive of a sign of shape is sometimes indicated by placing the letter "s" on the inside of the sign of shape. When this form is employed, the braille transcription is effected simply by placing the lower-case letter "s" after the shape symbol (see §39).





- (1)  
(in ink print the "s" is inside the triangle shape)




§115. Spacing with Symbols of Shape:

a. When a sign of shape is followed by its identification such as a letter, sequence of letters, or numeral, there must be a space between the shape symbol and its identification. In principle, the spacing rule which covers symbols of shape which are identified are the same as those which apply to function names and their abbreviations.






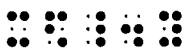
- (1) $\angle 1$ 
- (2) $\triangle ABC$ 
- (3) $\circ R$ 
- (4) In $\triangle ABC$, $\angle A = 90^\circ$.

- (5) $\triangle UVW$ and XYZ 
- (6) $\perp A$ 
- (7) $\sphericalangle ABC$ 
- (8) $\angle x + \angle y$ 
- (9) $\angle 1 + 2\angle 3$ 
- (10) $\frac{\triangle ABC}{\triangle EFG}$ 
- (11) $m \angle ABC$ 
- (12) $\angle 90^\circ + \angle 120^\circ$ 

b. Shape symbols which represent omission must be spaced in accordance with the omitted item which they represent.



- (1) $\square\%$ 
 (the square represents an omitted numeral)
- (2) $\$ \triangle$ 
 (the triangle represents an omitted numeral)
- (3) $6 \frac{4}{12} = 6 \frac{\triangle}{3}$ 
 (the triangle represents an omitted numeral)
- (4) $1 \text{ day} = 24 \diamond$ 
 (the diamond represents an omitted word or abbreviation)

- (5) $x \square y = y \square x$ 
 (the square represents an omitted sign of operation)
- (6) $2 + 4 \triangle 7$ 
 (the triangle represents an omitted comparison sign)
- (7) $2 + 3 = \nabla$ 
 (the inverted triangle represents an omitted numeral)



c. Symbols of shape which are either comparison symbols or operation symbols must be spaced accordingly.

- (1) $f \rightarrow g$ 
 (the arrow is a comparison symbol)
- (2) $\lim_{x \rightarrow \infty} f(x)$ 
 (the arrow is a comparison symbol)
- (3) $AB \perp CD$ 
 ("is perpendicular to" is a comparison symbol)
- (4) $AB \nparallel CD$ 
 ("is not parallel to" is a comparison symbol)
- (5) $x \oplus y$ 
 (the circle with interior plus symbol is a symbol of operation)
- (6) $x \blacksquare y$ 
 (the filled-in square symbol is a symbol of operation)

d. In any case, a symbol of shape must be unspaced from any braille indicator which applies to it.

- (1) \overrightarrow{AB} 
 (2) $1101_{\diamond} + 1000_{\diamond}$ 

RULE XVII—FUNCTION NAMES AND THEIR ABBREVIATIONS

Abbreviation	Function Name	Braille Equivalent
amp	amplitude	
antilog	antilogarithm	

Abbreviation	Function Name	Braille Equivalent
arc	arc	⠠⠠⠠⠠⠠⠠
arg	argument	⠠⠠⠠⠠⠠⠠⠠
colog	cologarithm	⠠⠠⠠⠠⠠⠠⠠⠠
cos	cosine	⠠⠠⠠⠠⠠
cosh	hyperbolic cosine	⠠⠠⠠⠠⠠⠠⠠
cot	cotangent	⠠⠠⠠⠠⠠
coth	hyperbolic cotangent	⠠⠠⠠⠠⠠⠠⠠
covers	coversine	⠠⠠⠠⠠⠠⠠⠠⠠
csc	cosecant	⠠⠠⠠⠠⠠
csch	hyperbolic cosecant	⠠⠠⠠⠠⠠⠠⠠
ctn	cotangent	⠠⠠⠠⠠⠠
ctnh	hyperbolic cotangent	⠠⠠⠠⠠⠠⠠⠠
det	determinant	⠠⠠⠠⠠⠠
erf	error function	⠠⠠⠠⠠⠠
exp	exponential	⠠⠠⠠⠠⠠
exsec	exsecant	⠠⠠⠠⠠⠠⠠⠠
grad	gradient	⠠⠠⠠⠠⠠⠠
hav	haversine	⠠⠠⠠⠠⠠
im	imaginary part	⠠⠠⠠⠠
inf	infimum	⠠⠠⠠⠠⠠
lim	limit	⠠⠠⠠⠠⠠
$\overline{\text{lim}}$	upper limit	⠠⠠⠠⠠⠠⠠⠠


Abbreviation	Function Name	Braille Equivalent
<u>lim</u>	lower limit	⠠⠠⠠⠠⠠⠠
ln	natural logarithm	⠠⠠⠠⠠
log	logarithm	⠠⠠⠠⠠⠠
max	maximum	⠠⠠⠠⠠
min	minimum	⠠⠠⠠⠠
mod	modulo	⠠⠠⠠⠠
re	real part	⠠⠠⠠
sec	secant	⠠⠠⠠⠠
sech	hyperbolic secant	⠠⠠⠠⠠⠠⠠
sin	sine	⠠⠠⠠⠠
sinh	hyperbolic sine	⠠⠠⠠⠠⠠⠠
sup	supremum	⠠⠠⠠⠠
tan	tangent	⠠⠠⠠⠠
tanh	hyperbolic tangent	⠠⠠⠠⠠⠠⠠
vers	versine	⠠⠠⠠⠠⠠

§116. Contractions in Function Names and Their Abbreviations: See §55b and §56.

§117. Numeric Subscripts with Function Names and Their Abbreviations: See §77.


§118. Modifiers with Function Names and Their Abbreviations: The bar which occurs over or under the function name "limit" or its abbreviation "lim" must not be treated as a modifier; the combination must be transcribed by means of special symbols for *upper limit* ⠠⠠⠠⠠⠠⠠ or ⠠⠠⠠⠠⠠⠠ or *lower limit* ⠠⠠⠠⠠⠠⠠ or ⠠⠠⠠⠠⠠⠠. Other modifiers, however, must be transcribed in accordance with the techniques for the representation of modified expressions.

(3) $\sin 30^\circ \cos 45^\circ + \cos 30^\circ \sin 45^\circ$



(in ink print, $\cos 45^\circ$ and $\cos 30^\circ$ are preceded and followed by spaces)

(4) $2\sin x + 3\cos y$



(in ink print, there is no space after the 2 and the 3, and there is a space on both sides of the plus sign)

(5) $\sin a \cos y$



(in ink print, there is a space on both sides of the a and the y)

(6) $\sqrt{1 - \cos^2 x}$




(in ink print, there is a space on both sides of the minus sign and the x)

(7) $\frac{1}{\cos} - \cos = \tan \cdot \sin$






(8) $1/\cos - \cos = \tan \cdot \sin$




RULE XVIII—SIGNS AND SYMBOLS OF GROUPING

		Normal	Enlarged
Parentheses (round brackets)			
Left	(⠠⠨	⠠⠠⠨
Right)	⠠⠨	⠠⠠⠨
Brackets (square brackets)			
Left	[⠠⠨⠠	⠠⠠⠨⠠
Right]	⠠⠨⠠	⠠⠠⠨⠠
Boldface Left	[⠠⠨⠠⠨	
Boldface Right]	⠠⠨⠠⠨	







		Normal	Enlarged
Braces (curly brackets)			
Left	}	⠠⠠⠠	⠠⠠⠠⠠⠠
Right	{	⠠⠠⠠	⠠⠠⠠⠠⠠
Vertical Bar			
Single		⠠	⠠⠠
Double		⠠⠠	⠠⠠⠠⠠
Boldface Single		⠠⠠	⠠⠠
Boldface Double		⠠⠠⠠⠠	⠠⠠⠠⠠
Angle Brackets (angular parentheses)			
Left	<	⠠⠠⠠	⠠⠠⠠⠠⠠
Right	>	⠠⠠⠠	⠠⠠⠠⠠⠠
Barred Brackets			
Left	⏏	⠠⠠⠠⠠	⠠⠠⠠⠠⠠⠠
Right	⏏	⠠⠠⠠⠠	⠠⠠⠠⠠⠠⠠
Barred Braces			
Left	⏏	⠠⠠⠠⠠	⠠⠠⠠⠠⠠⠠
Right	⏏	⠠⠠⠠⠠	⠠⠠⠠⠠⠠⠠
Half Brackets			
Upper Left	⏏ or ⏏	⠠⠠⠠	⠠⠠⠠⠠⠠
Upper Right	⏏ or ⏏	⠠⠠⠠	⠠⠠⠠⠠⠠
Lower Left	⏏ or ⏏	⠠⠠⠠	⠠⠠⠠⠠⠠
Lower Right	⏏ or ⏏	⠠⠠⠠	⠠⠠⠠⠠⠠
Transcriber's Grouping Symbols			
Left		⠠⠠	⠠⠠⠠⠠
Right		⠠⠠	⠠⠠⠠⠠

- (15) (a-z) 
- (16) (VI-IX) 
- (17) (x + y)(x - y) 

b. Although signs of grouping most commonly occur in pairs, this is not always so. If an opening grouping sign occurs without being followed later by the corresponding closing sign, or if the closing sign occurs without having been preceded by the corresponding opening sign, this situation must be preserved in the transcription.

- (1) $\left. \begin{matrix} \\ \end{matrix} \right]_0^1$ 
 (closing bracket with 0 as subscript and 1 as superscript)

§121. **Horizontal Grouping Signs:** When a horizontal grouping sign occurs over or under a mathematical expression, it must be regarded as a modifier. It is recommended that the horizontal grouping symbols be drawn. However, when they are to be represented in braille, the modified expression must be transcribed according to §86a. The left grouping symbol must be used when the modifier is *directly over* and the right grouping symbol when the modifier is *directly under*.

- (1) $\overbrace{x + y}$ 
- (2) $\underbrace{x + y}$ 
- (3) $\overbrace{x + y}$ 
- (4) $\underbrace{x + y}$ 
- (5) $\overbrace{x + y}$ 
- (6) $\underbrace{x + y}$ 

§122. **Boldface Brackets:** Boldface brackets are often used to designate the *integer function*.


- (1) $\mathbf{[x]}$ 

§123. **Half-Brackets:** The upper half-brackets (left and right) are commonly used to represent the *ceiling function*. The lower half-brackets (left and right) are commonly used to represent the *floor function*. These signs are also used for miscellaneous purposes in many fields of mathematics and science.

- (1) If $x = 3.5$, then $\lfloor x \rfloor = 3$ and $\lceil x \rceil = 4$.




(2) A_{n11} 

(3) $[a_1 a_2 \dots a_n]$ 

§124. Vertical Bars:

a. Double boldface vertical bars are usually read as *the norm of*.

(1) $\| f \|$ 

b. Single vertical bars are often read as *the absolute value of*, but are used for other purposes.


(1) $| x |$ 

(2) $\begin{vmatrix} 1 \\ 0 \end{vmatrix}$ 


(3) $\begin{vmatrix} x = 0 \end{vmatrix}$ 

§125. Transcriber's Grouping Symbols: The regular transcriber's grouping symbols in the above list must be used to enclose any transcriber's note which has been inserted into the text (see §186b). These must not be used to enclose a list of transcriber's notes which appears at the beginning of a braille volume. The same rules which govern punctuation and contraction of expressions containing grouping symbols also govern transcriber's notes. For use of enlarged transcriber's grouping symbols see §184b.


§126. Use of Enlarged Grouping Symbols: When a system of mathematical expressions is arranged on two or more lines of ink print, and a sign of grouping is used to unify the system, the corresponding grouping symbol in the transcription must be indicated as enlarged by the use of dot 6 to indicate the enlargement. Among such systems of mathematical expressions are: systems of equations, determinants, and matrices. Each braille line which contains any part of the transcription of such a system must also contain the enlarged grouping symbol and these must be vertically aligned. If only the left or only the right member of a pair of grouping signs is present in ink print, only the corresponding grouping symbol must be represented in the transcription. However, when it is advisable for any reason to do so, for example, to save space by avoiding runovers, the enlarged grouping symbols may be drawn.

(1) $\begin{cases} x + y = 2 \\ x - y = 0 \end{cases}$ 

(a two-line system of equations enclosed within braces, equations are accidently aligned; in ink print, period is centered)


(2) $\begin{vmatrix} a & b \\ c & d \end{vmatrix} = ad - bc$ 

(a two-by-two determinant enclosed within vertical bars; the equals sign and the ad - bc are centered in ink print)

(3) $y = \begin{cases} x, & \text{if } x \leq 0 \\ 0, & \text{if } x > 0. \end{cases}$ 


(a two-line system unified on the left by a left bracket)

$$(4) \ x = \begin{bmatrix} \cos \alpha & \sin \alpha & 0 \\ -\sin \alpha & \cos \alpha & 0 \\ 0 & 0 & 1 \end{bmatrix}$$



(a three-by-three matrix enclosed within large brackets)

$$(5) \ \begin{vmatrix} 1 & 0 & 0 \\ 0 & 1 & 0 \\ 0 & 0 & 1 \end{vmatrix} = I.$$



(a three-by-three matrix enclosed within double vertical bars)

§127. **Non-Use of Enlarged Grouping Symbols:** Signs of grouping must not be indicated as enlarged in the transcription when the corresponding signs in ink print are made large such as for the purpose of covering a fraction, binomial coefficient or other material occupying a large amount of vertical space. No signs, except grouping signs, may ever be shown as being enlarged.

$$(1) \ \left(\frac{x+y}{u+v} \right)^2$$




$$(2) \ \binom{n+k}{k}$$



$$(3) \ \sqrt{\sqrt{x}}$$




$$(4) \ \int \frac{f(x) dx}{(x-t)^n}$$



§128. **Spacing with Symbols of Grouping:**

a. Spaces may be required to be left after an opening enlarged grouping symbol or before a closing enlarged grouping symbol to preserve the vertical alignment of such symbols required in §126.

$$(1) \ \begin{cases} 2x + y = 9 \\ x - 3y = 11 \end{cases}$$



(a unified system of two equations in which vertical alignment is required)

b. A space must be left between an opening and closing grouping symbol when there is a blank, not representing omission, between the corresponding signs in ink print.

(1) { } ⠠⠠⠠⠠⠠⠠ ⠠⠠⠠⠠⠠⠠
 (the empty set)

RULE XIX—SIGNS AND SYMBOLS OF OPERATION

Ampersand (and, logical product)	&	⠠⠠⠠⠠⠠⠠
Asterisk	*	⠠⠠⠠⠠⠠⠠
Back Slash (divides, is a factor of)	\	⠠⠠⠠⠠⠠⠠
Circle with Interior Dot	⊙	⠠⠠⠠⠠⠠⠠⠠⠠⠠⠠⠠⠠⠠
Circle with Interior Plus	⊕	⠠⠠⠠⠠⠠⠠⠠⠠⠠⠠⠠⠠⠠
Circle with Interior Minus	⊖	⠠⠠⠠⠠⠠⠠⠠⠠⠠⠠⠠⠠⠠
Dagger		
Single	†	⠠⠠⠠⠠⠠⠠
Double	‡	⠠⠠⠠⠠⠠⠠⠠⠠
Division (divided by)	÷	⠠⠠⠠⠠⠠⠠
Dot (and)	•	⠠⠠⠠
Fraction Line (over)		
Diagonal	/	⠠⠠⠠⠠⠠⠠
Simple	—	⠠⠠⠠
Diagonal Complex	/	⠠⠠⠠⠠⠠⠠⠠⠠
Complex	—	⠠⠠⠠⠠⠠⠠
Hypercomplex	—	⠠⠠⠠⠠⠠⠠⠠⠠
Hollow Dot	◦	⠠⠠⠠⠠⠠⠠

Intersection (cap)	\cap	
Logical Product (and, meet)	\wedge	
Logical Sum (join, or)	\vee	
Minus		
Regular	$-$	
Boldface	$-$	
Minus Followed by Plus		
Boldface Minus Followed by Boldface Plus	$- +$	
Boldface Minus Followed by Regular Plus	$- +$	
Regular Minus Followed by Regular Plus	$- +$	
Regular Minus Followed by Boldface Plus	$- +$	
Minus or Plus	\mp	
Minus with Dot over (proper difference)	$\dot{-}$	
Multiplication (times)		
Cross (cartesian product)	\times	
Dot	\cdot	
Number Sign; Crosshatch; Tic-tac-toe; Pounds (weight)	$\#$	
Paragraph Mark	\P	
Plus		
Regular	$+$	
Boldface	$+$	
Plus Followed by Minus		
Boldface Plus Followed by Boldface Minus	$+ -$	
Boldface Plus Followed by Regular Minus	$+ -$	

Regular Plus Followed by Regular Minus	+ -	
Regular Plus Followed by Boldface Minus	+ -	
Plus or Minus	±	
Section Mark	§	
Slash (per, over, divided by)	/	
Square		
Filled-In Square	■	
Hollow Square	□	
Star	☆	
Tilde		
Extended	~	
Simple	~	
Union (cup)	∪	
Vertical Bar (is a factor, divides)		

§129. Ampersand: When the ampersand is used in literary context, and without reference to the specific nature of the sign itself, it should not be regarded as a sign of operation, and, accordingly, the rules of English Braille apply. Otherwise, the symbol in the above list must be used.

(1) AT&T
 (literary context)

(2) The & often denotes logical conjunction.

 (specific attention is called to the nature of the sign)

(3) A & B
 (mathematical context)

§130. **Asterisk, Dagger, Double Dagger, Number Sign, Paragraph Mark, Section Mark, Star:** The asterisk, dagger, double dagger, number sign, paragraph mark, section mark, and star must be represented by the symbols provided for them in this Code; the English Braille symbols must be avoided even when the corresponding signs are used for purposes of reference.

- (1) $f * g$ ⠠⠋ ⠠⠎ ⠠⠎ ⠠⠎
- (2) $3 * 4$ ⠠⠨ ⠠⠎ ⠠⠎ ⠠⠎ ⠠⠎ ⠠⠎
- (3) x^* ⠠⠭ ⠠⠎ ⠠⠎ ⠠⠎
- (4) $x \# y$ ⠠⠭ ⠠⠎ ⠠⠎ ⠠⠎
- (5) $2\#3$ ⠠⠨ ⠠⠎ ⠠⠎ ⠠⠎ ⠠⠎
- (6) $R\#$ ⠠⠗ ⠠⠎ ⠠⠎ ⠠⠎
- (7) $A \parallel B$ ⠠⠠ ⠠⠎ ⠠⠎ ⠠⠎ ⠠⠎ ⠠⠎
- (8) $A \S B$ ⠠⠠ ⠠⠎ ⠠⠎ ⠠⠎ ⠠⠎ ⠠⠎
- (9) $A \star B$ ⠠⠠ ⠠⠎ ⠠⠎ ⠠⠎ ⠠⠎

§131. **Fraction Lines:** For a complete discussion of the rules governing fractions see **Rule XII**.

§132. **Intersection, Union:** When the intersection sign or the union sign is modified by a superscribed bar, a subscribed bar, or both, the combination is no longer a sign of operation but a sign of comparison compounded vertically (see §147).





These signs are frequently modified below, and are consequently printed wide enough to accommodate the modifier. The variable width of these signs must be ignored in the transcription. Superscripts or subscripts which are sometimes attached to these signs must be treated in the usual manner for handling superscripts and subscripts.

- (1) $A \cap B$ ⠠⠠ ⠠⠎ ⠠⠎ ⠠⠎
- (2) $\bigcap_{\alpha \in A} x_\alpha$ ⠠⠠ ⠠⠎ ⠠⠎ ⠠⠎ ⠠⠎ ⠠⠎ ⠠⠎ ⠠⠎ ⠠⠎ ⠠⠎ ⠠⠎ ⠠⠎ ⠠⠎ ⠠⠎ ⠠⠎
- (3) $A \cup B$ ⠠⠠ ⠠⠎ ⠠⠎ ⠠⠎




§133. **Logical Product, Logical Sum:** When the signs for *logical product* or *logical sum* are modified by a superscribed bar, a subscribed bar, or both, the combination is no longer a sign of operation but a sign of comparison compounded vertically (see §147).

- (1) $x \wedge y$ ⠠⠭ ⠠⠎ ⠠⠎ ⠠⠎
- (2) $x \vee y$ ⠠⠭ ⠠⠎ ⠠⠎ ⠠⠎








§134. Minus Followed by Plus, Plus Followed by Minus, Minus or Plus, Plus or Minus: When the signs for *plus* and *minus* are combined either vertically or horizontally, the combination must be regarded as a single sign of operation. Its components must not be divided between braille lines in the transcription.

- (1) $+2 - +3$ 
- (2) $-3 + -5$ 
- (3) $x \mp y$ 
- (4) $x \pm y$ 

§135. Multiplication: The two common multiplication signs, *cross* and *dot*, must not be used interchangeably in the transcription. The cross is sometimes modified below.

- (1) 3×10 
- (2) $x \cdot y$ 
- (3) $\times_{\alpha \epsilon A}$ 

§136. Slash: The slash must be represented by the symbol provided for it in this Code. The English Braille symbol must not be used.

- (1) and/or 
- (2) The rise/run ratio is 3. 
- (3) 1 watt = 1 joule/sec. 
- (4) c/o 
(abbreviation meaning "care of")
- (5) volt/amp 
- (6) 60 mi/hr 
- (7) 7/4/76 
(a date)

§137. Tilde: This sign of operation is used predominantly in logic with the meaning of *not*.

- (1) $\sim p$ ⠠⠏ ⠠⠗
- (2) $\sim p \vee \sim q \vee \sim r$ ⠠⠗ ⠠⠕ ⠠⠗ ⠠⠕ ⠠⠗
- (3) $\sim \sim T \vee R$ ⠠⠗ ⠠⠕ ⠠⠗ ⠠⠕ ⠠⠗

§138 Spacing with Symbols of Operation:

a. A space must be left on either side of an operation symbol under any of the circumstances listed below.

i. Between a comparison symbol and an operation symbol.

- (1) $x = -y$ ⠠⠭ ⠠⠐ ⠠⠗

ii. After a function name or its abbreviation and before a symbol of operation.

- (1) $\sin - x$ ⠠⠎ ⠠⠐ ⠠⠗

iii. Between an ellipsis or dash and a symbol of operation.

- (1) $1 + 2 + \dots + n$ ⠠⠑ ⠠⠓ ⠠⠕ ⠠⠗ ⠠⠑
- (2) $10 - \text{---} = 8$ ⠠⠑ ⠠⠐ ⠠⠗ ⠠⠕ ⠠⠗

iv. Between an abbreviation and a symbol of operation other than the fraction line or slash.

- (1) $1 \text{ yd} + 2 \text{ yd} = 3 \text{ yd}$ ⠠⠑ ⠠⠗ ⠠⠕ ⠠⠗ ⠠⠕ ⠠⠗ ⠠⠕ ⠠⠗ ⠠⠕ ⠠⠗
- (in ink print, there is a space on both sides of the plus sign)

v. Where required according to Rule XXII.

- (1) $|||| + ||||$ ⠠⠕ ⠠⠕ ⠠⠕ ⠠⠕ ⠠⠕ ⠠⠕ ⠠⠕ ⠠⠕

b. A space must not be left on either side of a symbol of operation in any other situation.

- (1) $a \setminus b$ ⠠⠗ ⠠⠕ ⠠⠗
- (2) $x \oplus y$ ⠠⠗ ⠠⠕ ⠠⠗
- (3) $12 \div 3$ ⠠⠑ ⠠⠕ ⠠⠗

(4) $f \circ g$

(5) $\sin x - \sin y$

(in ink print, there is a space on both sides of the minus sign)

(6) $x \square y$

(7) $\square + \triangle$

(8) rate \times time

(9) miles/hour

(10) quotient \times divisor + remainder = dividend

$$\frac{\text{quotient} \times \text{divisor} + \text{remainder}}{\text{divisor}} = \text{dividend}$$

(11) $3 \times \text{seven}^2 + 4 \times \text{seven}^1 + 5 \times \text{seven}^0 = 345_{\text{seven}}$

$$\frac{\text{quotient} \times \text{divisor} + \text{remainder}}{\text{divisor}} = \text{dividend}$$

(12) $(2n + 3) \mid 3$

(13) $3 \text{ ft}^2 + 3 \text{ ft}^2 = 6 \text{ ft}^2$

RULE XX—SIGNS AND SYMBOLS OF COMPARISON

Simple Comparison Signs

Arc

Concave upward



Concave downward



Arrow

Left-pointing



Right-pointing		
Contracted	→	
Uncontracted	→	
Down-pointing		
	↓	
Up-pointing		
	↑	
Two-way		
Horizontal	↔	
Vertical	↕	
Equals (is equal to)		
Normal	=	
Boldface	≡	
Greater Than (is greater than)		
Normal	>	
With curved sides	⋈	
Identity (is congruent to; is identical to)		
	≡	
Inclusion (is contained in; is a subset of)		
	⊂	
Less Than (is less than)		
Normal	<	
With curved sides	⋈	
Membership (is an element of; belongs to)	ε or E or ∈	
Parallel To (is parallel to)		
	∥	
Perpendicular To (is perpendicular to)		
	⊥	
Proportion (as)		
	::	
Ratio (is to)		
	:	

Relation (is related to)	R	
Reverse Inclusion (contains; in logic, implies)	\supset	
Reverse Membership (contains the element)	\ni or \exists or \ni	
Tilde		
Simple (is related to; is similar to)	\sim	
Extended (is related to)	\approx	
Variation (varies as)	\propto	
Vertical Bar (such that)		

Modified Comparison Signs

Equals Sign

Caret over	$\overset{\wedge}{=}$	
Caret under (is projective to, projective correspondence)	$\underset{\wedge}{=}$	
Degree sign over (is equal in degrees to)	$\overset{\circ}{=}$	
Dot over (is approximately equal to)	$\overset{\cdot}{=}$	
Dot over and dot under	$\overset{\cdot}{\underset{\cdot}{=}}$	
Equilateral triangle over	$\overset{\triangle}{=}$	
Inverted caret over	$\overset{\vee}{=}$	
Left-pointing caret over	$\overset{\lessgtr}{=}$	
Question mark over	$\overset{?}{=}$	
Right-pointing caret over	$\overset{\gtr}{=}$	
Two dots over and two dots under	$\overset{\ddot{\cdot}}{\underset{\ddot{\cdot}}{=}}$	
Vertical bar over	$\overset{ }{=}$	

Horizontal Bar

Caret over	$\overset{\wedge}{-}$	
------------	-----------------------	--

Caret under (is perspective to, perspective correspondence)



Dot under



Simple Tilde, Dot Under



Comparison Signs Compounded Vertically

Arrow Combinations

Right-pointing over left-pointing



Right-pointing with upper barb over left-pointing with lower barb



Right-pointing over boldface left-pointing



Left-pointing over boldface right-pointing



Boldface right-pointing over left-pointing



Boldface left-pointing over right-pointing



Boldface right-pointing over boldface left-pointing



Boldface left-pointing over boldface right-pointing



Long right-pointing over short left-pointing



Short right-pointing over long left-pointing



Equivalence (is equivalent to)



Greater Than

Bar over greater than (is equal to or greater than)



Bar under greater than (is greater than or equal to)



Equals sign over greater than (is equal to or greater than)



Equals sign under greater than (is greater than or equal to)



Inclusion

Bar over inclusion (is a subset of)	$\bar{\subset}$	
Bar under inclusion (is a subset of)	$\underset{\bar{}}{\subset}$	
Equals sign over inclusion (is a subset of)	$\bar{=} \subset$	
Equals sign under inclusion (is a subset of)	$\underset{=}{\subset}$	

Intersection (cap)

Bar under intersection	$\underset{\bar{}}{\cap}$	
Equals sign under intersection	$\underset{=}{\cap}$	

Less Than

Bar over less than (is equal to or less than)	$\bar{<}$ or $\bar{\leq}$	
Bar under less than (is less than or equal to)	$\underset{\bar{}}{<}$ or $\underset{\bar{}}{\leq}$	
Equals sign over less than (is equal to or less than)	$\bar{=} <$ or $\bar{=} \leq$	
Equals sign under less than (is less than or equal to)	$\underset{=}{<}$ or $\underset{=}{\leq}$	

Logical Product (meet)

Bar over logical product	$\bar{\wedge}$	
Bar over and bar under logical product	$\bar{\underset{\bar{}}{\wedge}}$	
Bar over and equals sign under logical product	$\bar{=} \underset{=}{\wedge}$	
Bar under logical product	$\underset{\bar{}}{\wedge}$	
Equals sign over logical product	$\bar{=} \wedge$	
Equals sign over and bar under logical product	$\bar{=} \underset{\bar{}}{\wedge}$	
Equals sign over and equals sign under logical product	$\bar{=} \underset{=}{\wedge}$	
Equals sign under logical product	$\underset{=}{\wedge}$	

Logical Sum (join)

Bar over logical sum	$\bar{\vee}$	
Bar over and bar under logical sum	$\bar{\bigvee}$	
Bar over and equals sign under logical sum	$\bar{\equiv\vee}$	
Bar under logical sum	$\bigvee\bar{\quad}$	
Equals sign over logical sum	$\equiv\vee$	
Equals sign over and bar under logical sum	$\equiv\bigvee\bar{\quad}$	
Equals sign over and equals sign under logical sum	$\equiv\equiv\vee$	
Equals sign under logical sum	$\vee\equiv$	

Reverse Inclusion

Bar over reverse inclusion	$\bar{\supset}$	
Bar under reverse inclusion	$\supset\bar{\quad}$	
Equals sign over reverse inclusion	$\equiv\supset$	
Equals sign under reverse inclusion	$\supset\equiv$	

Tilde (is related to)

Bar over double tilde	$\bar{\approx}$	
Bar over single tilde	$\bar{\sim}$	
Bar under double tilde	$\approx\bar{\quad}$	
Bar under single tilde	$\sim\bar{\quad}$	
Double tilde	\approx	
Equals sign over double tilde	$\equiv\approx$	
Equals sign over single tilde	$\equiv\sim$	
Equals sign under double tilde	$\approx\equiv$	
Equals sign under single tilde	$\sim\equiv$	

Union (cup)


Bar under union

$\underline{\cup}$



Equals sign under union

$\underline{=}$



Comparison Signs Compounded Horizontally

Arrow Combinations

Up-pointing followed by down-pointing

\updownarrow



Down-pointing followed by up-pointing

$\downarrow\uparrow$



Up-pointing followed by boldface down-pointing

$\uparrow\downarrow$



Down-pointing followed by boldface up-pointing

$\downarrow\uparrow$



Boldface up-pointing followed by down-pointing

$\uparrow\downarrow$



Boldface down-pointing followed by up-pointing

$\downarrow\uparrow$




Boldface up-pointing followed by boldface down-pointing

$\uparrow\downarrow$



Boldface down-pointing followed by boldface up-pointing

$\downarrow\uparrow$



Greater Than

Followed by less than

$> <$



Followed by equals sign followed by less than

$> = <$



Less Than

Followed by greater than

$< >$



Followed by equals sign followed by greater than

$< = >$



Comparison Signs Compounded by Superposition

Dot

Between bars of equals sign

$\overline{=}$




Within inclusion sign

\supset











Within reverse inclusion sign

\supset



Equals Sign

Through inclusion sign   or  

Through reverse inclusion sign   or  

Greater Than

Nest of two with straight sides (is large compared with)  


Nest of two with curved sides  

Horizontal Bar

Through inclusion sign  

Through reverse inclusion sign  

Less Than


Nest of two with straight sides (is small compared with)  









Nest of two with curved sides  



Vertical Bar


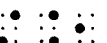
Through shaft of right-pointing arrow  

Through shaft of left-pointing arrow  

§139. Negation: Comparison signs may be negated by a vertical stroke or by an oblique stroke in either direction. However the negation is effected in ink print, the symbol  (dots 3-4) must be placed unspaced before the comparison symbol being negated.





- (1)   (oblique negation sign in ink print, from lower left to upper right)
- (2)   (vertical negation sign in ink print)
- (3)   (oblique negation sign in ink print, from upper left to lower right)
- (4)   (oblique negation sign in ink print, from lower left to upper right)

(5)  
 (oblique negation sign in ink print, from upper left to lower right)



(6)  
 (vertical negation sign in ink print)

§140. **Arrows:** A detailed discussion of the construction of arrows of many types is presented in Rule XXI. The arrows in the list of simple comparison signs are those which occur with the greatest frequency.


If a right-pointing arrow has a full barb and a single shaft of ordinary length, is in regular type, and occurs by itself, it must be represented in its contracted form. If such an arrow is in nonregular type, is itself modified, or occurs as part of a more complex modification, it must be represented in its uncontracted form.

(1) $B \leftarrow A$ 
 (2) $A \rightarrow B$ 
 (3) $A \leftrightarrow B$ 
 (4) $X \xrightarrow{f \circ g} Y$ 



§141. **Identity:** This sign must not be used for *is congruent to* in geometry if another sign is employed for this purpose in ink print.

(1) $f(x) \equiv 0$ 
 (2) $2 \equiv 5 \pmod{3}$ 

§142. **Membership:** This sign must not be mistaken for the Greek lower-case epsilon, even though it is sometimes referred to by that very name. This sign is generally used when speaking about sets and the elements of which they are composed. When the Greek lower-case epsilon is used in the same textbook, the publisher usually makes a sufficient distinction between the two signs to prevent this confusion.

(1) $x \in A$ 
 (x is an element of A)

§143. **Relation:** When a letter or other sign is used between two expressions to show that they are related, the letter or sign used in this way must be regarded as a comparison sign. As such, it is subject to all the rules governing comparison signs and symbols. The letter R is frequently used in this situation.

(1) $a R b$ 
 (2) $a \theta b$ 

§144. Tilde: When the tilde, simple or extended, occurs with a dot or caret directly over or directly under it, the combination is a modified sign of comparison (see §146). When it occurs directly over or directly under another simple comparison sign, the combination is a comparison sign compounded vertically (see §147).

$$(1) \quad x \sim y \quad \begin{array}{ccc} \text{⠠} & \text{⠤} & \text{⠠} \\ \text{⠨} & \text{⠨} & \text{⠨} \\ \text{⠨} & \text{⠨} & \text{⠨} \\ \text{⠨} & \text{⠨} & \text{⠨} \end{array}$$

$$(2) \quad x \sim\sim y \quad \begin{array}{ccc} \text{⠠} & \text{⠤} & \text{⠠} \\ \text{⠨} & \text{⠨} & \text{⠨} \\ \text{⠨} & \text{⠨} & \text{⠨} \\ \text{⠨} & \text{⠨} & \text{⠨} \\ \text{⠨} & \text{⠨} & \text{⠨} \end{array}$$

§145. Vertical Bar: In addition to its use as a comparison sign meaning "such that," the vertical bar is used in several other ways in mathematics. It has already been listed as a sign of grouping and as a sign of operation. It is helpful to know that when the vertical bar means "such that" it is usually part of an expression within braces used for set notation, or in association with one of the quantifiers. However, it may also appear in other situations.

$$(1) \quad \{x \mid |x| < 10\} \quad \begin{array}{ccccccc} \text{⠠} & \text{⠠} & \text{⠠} & \text{⠠} & \text{⠠} & \text{⠠} & \text{⠠} \\ \text{⠨} & \text{⠨} & \text{⠨} & \text{⠨} & \text{⠨} & \text{⠨} & \text{⠨} \\ \text{⠨} & \text{⠨} & \text{⠨} & \text{⠨} & \text{⠨} & \text{⠨} & \text{⠨} \\ \text{⠨} & \text{⠨} & \text{⠨} & \text{⠨} & \text{⠨} & \text{⠨} & \text{⠨} \\ \text{⠨} & \text{⠨} & \text{⠨} & \text{⠨} & \text{⠨} & \text{⠨} & \text{⠨} \end{array}$$

$$(2) \quad \text{Choose } \bar{x} \mid x = y^2. \quad \begin{array}{ccccccc} \text{⠠} & \text{⠠} & \text{⠠} & \text{⠠} & \text{⠠} & \text{⠠} & \text{⠠} \\ \text{⠨} & \text{⠨} & \text{⠨} & \text{⠨} & \text{⠨} & \text{⠨} & \text{⠨} \\ \text{⠨} & \text{⠨} & \text{⠨} & \text{⠨} & \text{⠨} & \text{⠨} & \text{⠨} \\ \text{⠨} & \text{⠨} & \text{⠨} & \text{⠨} & \text{⠨} & \text{⠨} & \text{⠨} \\ \text{⠨} & \text{⠨} & \text{⠨} & \text{⠨} & \text{⠨} & \text{⠨} & \text{⠨} \end{array}$$

$$(3) \quad \exists!_x \mid x = -x \quad \begin{array}{ccccccc} \text{⠠} & \text{⠠} & \text{⠠} & \text{⠠} & \text{⠠} & \text{⠠} & \text{⠠} \\ \text{⠨} & \text{⠨} & \text{⠨} & \text{⠨} & \text{⠨} & \text{⠨} & \text{⠨} \\ \text{⠨} & \text{⠨} & \text{⠨} & \text{⠨} & \text{⠨} & \text{⠨} & \text{⠨} \\ \text{⠨} & \text{⠨} & \text{⠨} & \text{⠨} & \text{⠨} & \text{⠨} & \text{⠨} \\ \text{⠨} & \text{⠨} & \text{⠨} & \text{⠨} & \text{⠨} & \text{⠨} & \text{⠨} \end{array}$$

§146. Modified Comparison Signs: The modified comparison signs in the above list are constructed in accordance with the rules for the representation of modified expressions (see Rule XIV). Modified signs of comparison other than those in the above list must be constructed in accordance with the same principles.

§147. Comparison Signs Compounded Vertically: The transcriber must represent a vertical arrangement of simple comparison signs as an unspaced horizontal succession of the corresponding simple comparison symbols, the first symbol corresponding to the uppermost sign. The braille reader must interpret a succession of unspaced simple comparison symbols as representing the fact that the corresponding signs are arranged vertically in ink print, in descending order, the uppermost sign corresponding to the first symbol. Comparison signs compounded vertically not shown in the list must be transcribed in accordance with the above principles.

§148. Intersection, Union, Logical Product, Logical Sum: The intersection, union, logical product, and logical sum signs, when unmodified, are not simple comparison signs, but operation signs (see §132 and §133, respectively).

§149. Comparison Signs Compounded Horizontally: The transcriber must represent a horizontal succession of comparison signs by placing the multipurpose indicator between the unspaced corresponding comparison symbols. Comparison signs compounded horizontally which are not shown in the list must be transcribed in accordance with the above principle.

§150. Comparison Signs Compounded by Superposition: Comparison signs compounded by superposition in the above list are constructed in accordance with the rules for representing superposition (see §93). Comparison signs compounded by superposition other than those in the above list must be constructed in accordance with the same principles.

§151. Spacing with Symbols of Comparison: A space must be left on either side of a comparison symbol. However, a space must not be left between the comparison symbol and any punctuation symbol, grouping symbol, or indicator which applies to it.

(1) $x \sim y$

(2) $x = y$

(3) $\sum_{n=0}^{\infty} a_n$

(4) (a, b) = (c, d) if and only if a = c and b = d.

(4) (a, b) = (c, d) if and only if a = c and b = d.

(5) $x > y$

(6) $X \subset Y$

(7) $\bigcup_{A \subset F} A$

(8) $\sum_{i < j} a_{ij}$

(9) $A \exists x$

(10) $1 : 2 :: 3 : 6$

(11) $a + b : b :: c + d : d$

(12) $x \propto y$

(13) {all x | each x < 6}

(14) The unit interval = {x | 0 ≤ x ≤ 1}

(14) The unit interval = {x | 0 ≤ x ≤ 1}

(15) The symbol for less than is "<."

(15) The symbol for less than is "<."

(16) (<, =, >)

(17) $\int_{x=a}^{x=b} f(x) dx$

RULE XXI—ARROWS

Arrow Components

Arrow Direction Indicators

Depresses nearer arrowhead by 45 degrees	⠠
Elevates nearer arrowhead by 45 degrees	⠡
Makes nearer arrowhead point up	⠢
Makes nearer arrowhead point down	⠣

Arrow Shafts

Curved	(or)	⠠
Dashed	--	⠠
Dotted	...	⠠
Long double	==	⠠
Long single	—	⠠
Ordinary double	==	⠠
Ordinary single	—	⠠
Short double	=	⠠
Short single	-	⠠
Wavy	~	⠠



Arrow Types

Boldface	⠠
Regular (no indicator)	⠠

Arrowheads

Barbed left full	⠠
Barbed left lower	⠠



Barbed left upper	⤵	⠠⠠⠠⠠
Barbed right full	⤴	⠠⠠⠠
Barbed right lower	⤶	⠠⠠⠠⠠
Barbed right upper	⤷	⠠⠠⠠⠠
Blunted left full	[⠠⠠⠠
Blunted left lower	⌊	⠠⠠⠠⠠
Blunted left upper	⌈	⠠⠠⠠⠠
Blunted right full]	⠠⠠⠠
Blunted right lower	⌋	⠠⠠⠠⠠
Blunted right upper	⌉	⠠⠠⠠⠠
Curved left full	⤵	⠠⠠⠠
Curved left lower	⤶	⠠⠠⠠⠠
Curved left upper	⤷	⠠⠠⠠⠠
Curved right full	⤴	⠠⠠⠠
Curved right lower	⤶	⠠⠠⠠⠠
Curved right upper	⤷	⠠⠠⠠⠠
Straight left full		⠠⠠⠠
Straight left lower	⌊	⠠⠠⠠⠠
Straight left upper	⌈	⠠⠠⠠⠠
Straight right full		⠠⠠⠠
Straight right lower	⌋	⠠⠠⠠⠠
Straight right upper	⌉	⠠⠠⠠⠠



§152. **Contracted Form of Right-Pointing Arrow:** When a right-pointing arrow in regular type, with a single shaft of ordinary length and a full barb, occurs by itself, it must be represented in its contracted form . If such an arrow is in non-regular type, is modified, or occurs as part of a more complex modification, it must be represented in its uncontracted form .



§153. **Arrow Components:** There is a large class of signs in the form of arrows which differ from each other in several ways. In the above list, there is presented an assortment of arrow components from which such signs are constructed. The entire construction is a simple comparison symbol.

§154. **Six Steps for Construction of Arrows:** Arrow components must be transcribed in the following order:

- i. The shape indicator.
- ii. The arrow direction, if it must be indicated.
- iii. The arrow type, if it must be indicated.
- iv. The left arrowhead, if any.
- v. The arrow shaft, if required.
- vi. The right arrowhead, if any.

(1)  
(arrow, two-way vertical, boldface, barbed arrowheads at both ends)



(2)  
(arrow, two-way horizontal, regular type, curved arrowheads at both ends)


(3)  
(spear, northwest, blunted arrowhead)


§155. **Arrow Directions:** It is possible to represent eight arrow directions by making proper use of the direction indicators.

- a. The two horizontal directions, *right* and *left*, require no indicator.


(1)  
(right-pointing arrow, contracted form)

(2)  
(right-pointing arrow, uncontracted form)


(3) ← 
 (left-pointing arrow)

(4) ↔ 
 (two-way horizontal arrow)


b. The two vertical directions, *up* and *down*, require the directly-over indicator or the directly-under indicator, respectively. The directly-over indicator "makes the arrowhead point up"; the directly-under indicator "makes the arrowhead point down". If a vertical arrow is printed with one arrowhead, it must be transcribed by using the appropriate symbol for a *right* arrowhead, and not a left one.

(1) ↑ 
 (arrow pointing up)


(2) ↓ 
 (arrow pointing down)

(3) ⇕ 
 (vertical two-way arrow)


c. The four oblique directions require the superscript indicator or the subscript indicator. The superscript indicator "elevates the nearer arrowhead (if there are two) by 45 degrees from the horizontal position"; the subscript indicator "depresses the nearer arrowhead (if there are two) by 45 degrees from the horizontal position".


(1) ↗ 
 (arrow, northeast)

(2) ↖ 
 (arrow, northwest)

(3) ↘ 
 (arrow, southeast)

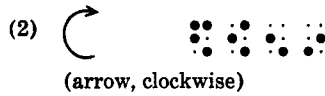

(4) ↙ 
 (arrow, southwest)

(5) ↗↘ 
 (arrow, northwest-southeast)

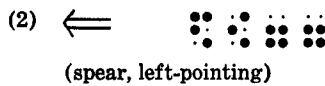

(6) ↖↗ 
 (arrow, southwest-northeast)

§156. **Arrow Shafts:** An arrow shaft may be curved, dashed, dotted, straight or wavy, single or double, long or short.

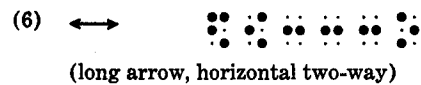


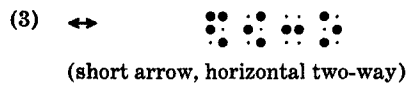
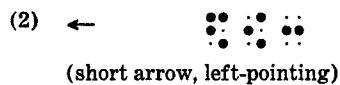
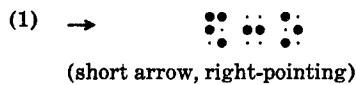
a. If an arrow shaft is curved, the direction of curvature is indicated by a left arrowhead or a right arrowhead. A curved arrow shaft followed by a right arrowhead represents a counterclockwise arrow; a curved arrow shaft preceded by a left arrowhead represents a clockwise arrow.








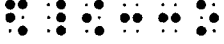
b. Most arrow shafts are single. An arrow with a double arrow shaft is sometimes called a *spear*.



c. Where the length of an arrow shaft has significance, the length is indicated by the number of repetitions of the braille arrow shaft symbol. The list distinguishes three lengths, but other lengths may be indicated by repeating the braille arrow-shaft symbol a suitable number of times.














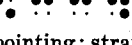

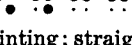

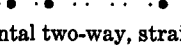


§157. **Arrow Types:** Most arrows are printed in regular type. In that case, no indicator is required. If an arrow is printed in boldface type, the boldface type indicator is required.





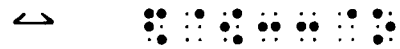
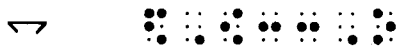







- (1)  
(boldface arrow, right-pointing)
- (2)  
(boldface arrow, left-pointing)
- (3)  
(boldface arrow, horizontal two-way)

§158. **Arrowheads:**

a. Most arrowheads are barbed. However, arrowheads also occur as blunted, curved, or straight. They may occur at the left end, right end, or at both ends, of the arrow shaft.

- (1)  
(arrow, right-pointing; blunted arrowhead)
- (2)  
(arrow, left-pointing; blunted arrowhead)
- (3)  
(arrow, horizontal two-way; blunted arrowheads)
- (4)  
(arrow, right-pointing; curved arrowhead)
- (5)  
(arrow, left-pointing; curved arrowhead)
- (6)  
(arrow, horizontal two-way; curved arrowheads)
- (7)  
(arrow, right-pointing; straight arrowhead)
- (8)  
(arrow, left-pointing; straight arrowhead)
- (9)  
(arrow, horizontal two-way, straight arrowheads)

b. An arrowhead with its upper half only, or its lower half only, may also be present. Any combination of arrowheads — barbed, blunted, curved, straight, left or right, full, lower half, or upper half — may occur.

- (1)  (arrow, left upper barb only)
- (2)  (arrow, left lower barb only)
- (3)  (arrow, right upper barb only)
- (4)  (arrow, right lower barb only)
- (5)  (arrow, upper barbs only)
- (6)  (arrow, lower barbs only)
- (7)  (arrow, left upper barb and right lower barb)
- (8)  (arrow, left lower barb and right upper barb)
- (9)  (arrow, left upper barb and full right barb)
- (10)  (arrow, left lower barb and full right barb)
- (11)  (arrow, full left barb and right upper barb)
- (12)  (arrow, full left barb and right lower barb)
- (13)  (arrow, full left and right barbs)

RULE XXII—MISCELLANEOUS SIGNS AND SYMBOLS

Angstrom Unit	\AA	
At	@	
Caret (circumflex)	\wedge	
Cent	\cent	
Check Mark	\surd	
Crossed d	$\text{\textcircled{d}}$	
Crossed h	$\text{\textcircled{h}}$	
Crossed Lambda	$\text{\textcircled{\lambda}}$	
Crossed R	$\text{\textcircled{R}}$	
Degree	$^{\circ}$	
Del (nabla, gradient)	∇ or ∇	
Ditto Mark	"	
Dollar	$\text{\$}$	
Empty Set		
Represented by Zero with Vertical or Oblique Bar Through It	\emptyset or $\text{\textcircled{0}}$	
Represented by Facing Braces	{ }	
Factorial	!	
Infinity	∞	
Integral		
Single	\int	
Double	\iint	

Triple	\iiint	
Lower	\int	
Upper	$\overline{\int}$	
Integral with Superposed Circle	\oint	
Integral with Superposed Infinity	\int^{∞}	
Integral with Superposed Rectangle	\int_{\square}	
Integral with Superposed Square	\int_{\blacksquare}	
Partial Derivative (round d)	∂	
Percent	%	
Pound (sterling)	£	
Prime	'	
Quantifiers		
Existential Quantifier		
There exists, for some	\exists or \exists	
There exists uniquely for exactly one	$\exists!$ or $\exists!$	
Universal Quantifier (for all, for each, for every)		
	\forall or \forall	
Since (because)	\therefore	
Tally		
Therefore		
Normal	\therefore	
Negated (it does not follow that)	\nexists	
Vertical Bar (end of proof)		

§164. **Crossed d, Crossed h, Crossed Lambda, Crossed R, Partial Derivative:** These symbols must be unspaced from each other and from other mathematical symbols and symbols of grouping unless rules which govern these other symbols require a space.

(1) $R_3(P_1P_2, P_3P_4)$

(2) $\frac{\partial}{\partial x} f(x, y)$

(3) $\frac{\partial^2 u}{\partial x \partial y}$

§165. **Degrees:** When the hollow dot is used with the meaning *degrees*, its position at the superscript level must be indicated in the transcription.

(1) $90^\circ + 90^\circ = 180^\circ$

§166. **Del:** When del is used as an omission symbol, the spacing required is the same as the symbol it replaces. Otherwise, the del is subject to the spacing rule of §164.

(1) $\nabla u + \nabla v$

§167. **Ditto Mark:** Ditto marks must be centered below the material which they duplicate. Except for punctuation, indicators, or symbols of grouping which apply to it, a space must be left on both sides of a ditto mark.

(1) 2 goes into 2, 1
 " " " 4, 2
 " " " 6, 3

§168. **Empty Set (null set, void set):** The transcriber must not mistake the zero with a vertical or oblique bar (\emptyset or \emptyset'), meaning *empty set*, for the lower-case Greek letter phi (ϕ) to which it is similar. When the empty set is represented by the zero with a vertical or oblique bar in ink print, the corresponding braille symbol must be used and is subject to the spacing rule of §164. When facing braces are used to represent the empty set in ink print, the corresponding braille symbols must be used and these are spaced as grouping symbols.

(1) $A \cup \emptyset = A$

(2) $\{\text{even integers}\} \cap \{\text{odd integers}\} = \{\}$

§169. **Factorial:** The factorial symbol must be unspaced from the quantity to which it applies.

- (1) $n!$ ⠠⠠⠠⠠⠠⠠⠠⠠
- (2) $(n - k)!$ ⠠⠠⠠⠠⠠⠠⠠⠠⠠⠠⠠⠠⠠⠠⠠⠠⠠⠠

§170. **Infinity:** The infinity symbol is subject to the spacing rule of §164.

- (1) $\lim_{x \rightarrow \infty} f(x)$ ⠠⠠⠠⠠⠠⠠⠠⠠⠠⠠⠠⠠⠠⠠⠠⠠⠠⠠⠠⠠⠠⠠⠠⠠
- (2) $\int_0^\infty f(x) dx$ ⠠⠠⠠⠠⠠⠠⠠⠠⠠⠠⠠⠠⠠⠠⠠⠠⠠⠠⠠⠠⠠⠠⠠⠠

§171. **Integral:** The bar over the integral sign, or the bar under the integral sign, must be transcribed as shown in the above list. The technique for the representation of modified expressions must not be used in these cases; other modifiers, however, must be transcribed in accordance with the technique for the representation of modified expressions (see Rule XIV). The integral, modified or unmodified, must be unspaced from the symbol to which it applies.

- (1) $\int_a^b f(x) dx$ ⠠⠠⠠⠠⠠⠠⠠⠠⠠⠠⠠⠠⠠⠠⠠⠠⠠⠠⠠⠠⠠⠠⠠⠠
- (2) $\int_0^\infty f(x) dx$ ⠠⠠⠠⠠⠠⠠⠠⠠⠠⠠⠠⠠⠠⠠⠠⠠⠠⠠⠠⠠⠠⠠⠠⠠
- (3) $\overline{\int}_a^b f(x) dx = 0$ ⠠⠠⠠⠠⠠⠠⠠⠠⠠⠠⠠⠠⠠⠠⠠⠠⠠⠠⠠⠠⠠⠠⠠⠠⠠⠠
- (4) $\int_a^b f(x) dx = 0$ ⠠⠠⠠⠠⠠⠠⠠⠠⠠⠠⠠⠠⠠⠠⠠⠠⠠⠠⠠⠠⠠⠠⠠⠠⠠⠠
- (5) $\int_{x=a}^{x=b} f(t) dt$ ⠠⠠⠠⠠⠠⠠⠠⠠⠠⠠⠠⠠⠠⠠⠠⠠⠠⠠⠠⠠⠠⠠⠠⠠⠠⠠
- (6) $\iint_R f(x, y) dA$ ⠠⠠⠠⠠⠠⠠⠠⠠⠠⠠⠠⠠⠠⠠⠠⠠⠠⠠⠠⠠⠠⠠⠠⠠⠠⠠
- (7) $\iiint_R f(x, y, z) dV$ ⠠⠠⠠⠠⠠⠠⠠⠠⠠⠠⠠⠠⠠⠠⠠⠠⠠⠠⠠⠠⠠⠠⠠⠠⠠⠠

§172. **Prime:** The single and double primes are often used to denote *feet* and *inches*, respectively. They are also used to denote *minutes* and *seconds*, respectively, whether of time or of angle. Prime symbols must be unspaced from each other, and from the quantity to which they apply.

- (1) x' ⠠⠠⠠⠠⠠⠠⠠⠠
- (2) x'' ⠠⠠⠠⠠⠠⠠⠠⠠⠠⠠⠠⠠⠠⠠⠠

- (3) x''' ⠠⠏⠠⠝⠦ ⠠⠐⠠⠗⠠⠗⠠⠗
- (4) x'^2 ⠠⠐⠠⠗⠠⠗ ⠠⠞⠠⠒
- (5) x'_1 ⠠⠐⠠⠗⠠⠗ ⠠⠞⠠⠕
- (6) x'_1 ⠠⠐⠠⠗⠠⠗ ⠠⠞⠠⠕
- (7) $(u + v)' = u' + v'$ ⠠⠥⠠⠊⠠⠖⠠⠗ ⠠⠞⠠⠕⠠⠗ ⠠⠐⠠⠗⠠⠗ ⠠⠞⠠⠕⠠⠗ ⠠⠞⠠⠕⠠⠗
- (8) $\overline{x'}$ ⠠⠐⠠⠗⠠⠗ ⠠⠞⠠⠕
- (9) $5'8''$ ⠠⠑⠠⠗⠠⠗ ⠠⠞⠠⠕
- (10) $20^{\circ}30'10''$ ⠠⠒⠠⠐⠠⠚⠠⠓⠠⠒⠠⠑⠠⠗⠠⠗



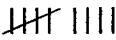

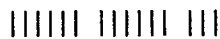

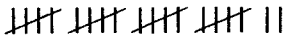

§173. Quantifiers: The existential and universal quantifiers must be unspaced from the quantities to which they apply.

- (1) $\exists x, x < \frac{1}{n}$ ⠠⠞⠠⠨⠠⠗⠠⠗ ⠠⠅ ⠠⠅ ⠠⠞⠠⠞⠠⠗ ⠠⠞⠠⠕
- (2) $\exists |x| x = -x$ ⠠⠞⠠⠨⠠⠗⠠⠗ ⠠⠞⠠⠕⠠⠗ ⠠⠅ ⠠⠞⠠⠞⠠⠗
- (3) $\forall x \in A$ ⠠⠞⠠⠕⠠⠗ ⠠⠅ ⠠⠞⠠⠕⠠⠗
- (4) $\forall_x \forall_y \frac{y-x}{x+y} = \frac{x-y}{x+y}$ ⠠⠞⠠⠕⠠⠗ ⠠⠞⠠⠕⠠⠗ ⠠⠞⠠⠕⠠⠗ ⠠⠞⠠⠕⠠⠗

§174. Since, Therefore: Except for punctuation, indicators, and grouping symbols, the symbol for *since* and symbols for *therefore*, in its normal or negated form, must be spaced from the material to which they apply.


- (1) $\therefore AB = AC$ ⠠⠞⠠⠕⠠⠗ ⠠⠞⠠⠕⠠⠗ ⠠⠞⠠⠕⠠⠗ ⠠⠞⠠⠕⠠⠗
- (2) $\therefore AB = AC$ ⠠⠞⠠⠕⠠⠗ ⠠⠞⠠⠕⠠⠗ ⠠⠞⠠⠕⠠⠗ ⠠⠞⠠⠕⠠⠗

§175. Tally Marks: Tally marks must be grouped in braille as they are grouped in ink print. However, the cross tally which sometimes appears in ink print must be treated as just another tally mark. Groups of tally marks must be separated by a single space from each other and, except for punctuation, indicators, and grouping symbols, from surrounding material. However, transition to another braille line takes the place of this required space. Transition to another line of braille must never be made from one tally mark to another within the same group.

- (1)  
 (in ink print, there is no cross tally)
- (2)  
 (in ink print, the first group of tallies has a cross tally)
- (3)  
 (in ink print, there are no cross tallies)
- (4)  
 (in ink print, the first four groups of tallies have cross tallies)

§176. **Boldface Vertical Bar:** The single boldface vertical bar meaning *end of proof* must be spaced from any surrounding material.

- (1) PROOF. $(b + c) - (a + c) = b - a$ is positive. |





RULE XXIII—MULTIPURPOSE INDICATOR

Multipurpose Indicator 

§177. **Use of the Multipurpose Indicator:** The multipurpose indicator must be used in the situations below for the specific purposes described and, when used in these situations, it must not be regarded as the base-line indicator:

i. The multipurpose indicator must be used before a modified expression as an indication to the reader of impending modification. See Rule XIV for additional information and examples.

ii. The multipurpose indicator must be used between a letter and a succeeding numeric symbol to indicate that the corresponding numeral is not a subscript to the corresponding letter. However, when the letter represents a numeral in a numeration system to a base other than 10, it must be regarded as a numeral and, accordingly, the multipurpose indicator must not be used.

- (1) x5 
- (2) x.6 

(3) $\Sigma 2$

(4) T1E4

(a base-12 numeral; in ink print, T and E are capitalized)

iii. The multipurpose indicator must be used between a numeric subscript and a numeral, if the latter is on the base line.

(1) $c_0 10^2 + c_1 10 + c_2$

(2) $2n_1 5^{-3/2} - n_2 5^{-1/2}$

iv. The multipurpose indicator must be used between two symbols of comparison to indicate that the corresponding signs of comparison are printed horizontally and not vertically (see §149).

v. The multipurpose indicator must be used after the decimal point symbol to indicate that the symbol which follows it is not numeric unless that symbol is the comma or the punctuation indicator.

(1) $0.a_1 a_2 \dots$

(2) $0.\alpha_1 \alpha_2 \dots$

(3) $\frac{1}{3} = .\text{---}?$

(the general omission symbol represents a question mark over a dash in ink print)

(4) $3. + .4 = 3.4$

(5) (3.)

(6) $\frac{1.}{2.}$

vi. The multipurpose indicator must be used between a tally mark and the punctuation indicator.

(1)

(in ink print, the first group of tallies has a cross tally)

vii. The multipurpose indicator must be used between two vertical bars of which the first is a closing grouping symbol and the second is an opening grouping symbol. It must also be used between two vertical bars which are grouping symbols of which one is shorter and/or thicker than the other.

(1) $|x| |y|$

(2) $||x|| |y||$

(3) $|||x|||$

(4) $|x|_{x=0}$

viii. The multipurpose indicator must be used between an operation symbol when it is represented by a symbol for a regular polygon and a numeral which follows.

(1) $9 \square 14 = 23$

(2) $9_7 \blacksquare 13_7$

ix. The multipurpose indicator must be used between two symbols for the tilde to indicate that they are written horizontally, one after the other.

(1) $\sim \sim T$

RULE XXIV—SPATIAL ARRANGEMENTS

Division

Curved Division Sign on Left, Separation Line Above


Curved Division Sign on Right, Separation Line Above

Curved Division Signs on Left and Right, Separation Line Above


Straight or Slant Division Sign on Left, Separation Line Above or

Straight or Slant Division Sign on Right, Separation Line Above or


**Straight Division Signs on Left and Right,
Separation Line Above**




**Curved Division Sign on Left,
Separation Line Below**




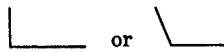
**Curved Division Sign on Right,
Separation Line Below**




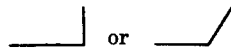
**Curved Division Signs on Left and Right,
Separation Line Below**




**Straight or Slant Division Sign on Left,
Separation Line Below**



**Straight or Slant Division Sign on Right,
Separation Line Below**



**Straight Division Signs on Left and Right,
Separation Line Below**



**Vertical Line Used in Division Arrangements
(varying in length)**




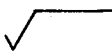
Separation Line (varying in length)



**Carried Number Indicator for Addition
(varying in length)**




Square Root





Synthetic Division

Straight Line on Left, Separation
Line Below



Straight Line on Right, Separation
Line Below



§178. Addition and Subtraction:

a. In a spatial arrangement for addition or subtraction, the numeric symbols, fractions, abbreviations, interior signs of operation or comparison must be vertically aligned with digits under digits, commas under commas, decimal points under decimal points, fractions under fractions, abbreviations under abbreviations, signs of operation under signs of operation, and signs of comparison under signs of comparison. However, if these are deliberately misaligned in ink print as in an exercise requiring the student to make a suitable correction, this misalignment must be preserved in the transcription.

b. The plus, minus, or dollar symbols, if the corresponding signs are present, must be placed at least one column of cells to the left of the widest column of numeric symbols which appears in the part of the arrangement *above* the separation line. Subject to the rules above, symbols of operation and dollar symbols may be placed in the same position as shown in ink print.

c. The separation line which appears in addition or subtraction must be made one cell longer at either end than the over-all width of the rest of the arrangement.

(1)	508	⠠	⠠	⠠	⠠
	2876	⠠	⠠	⠠	⠠
	59	⠠	⠠	⠠	⠠
	+ 427	⠠	⠠	⠠	⠠
	3870	⠠	⠠	⠠	⠠

(in ink print, the plus sign is further to the left than any term in the problem or the answer)

(2)
$$\begin{array}{r} 35.50 \\ + 77.25 \\ \hline 112.75 \end{array}$$

(in ink print, the plus sign is further to the left than any term in the problem or the answer)

(3)
$$\begin{array}{r} 3.704 \\ - .915 \\ \hline 2.789 \end{array}$$

(in ink print, part of the minus sign falls under the 3, the rest extends further to the left)

(4)
$$\begin{array}{r} \frac{5}{8} \\ + \frac{3}{4} \\ \hline \end{array}$$

(in ink print, the plus sign is further to the left than any term in the problem)

(5)
$$\begin{array}{r} 1 \frac{7}{8} \\ + 6 \frac{4}{7} \\ \hline \end{array}$$

(in ink print, the plus sign is further to the left than any term in the problem)

(6)
$$\begin{array}{r} 3 \text{ lb. } 12 \text{ oz.} \\ + 1 \text{ lb. } 8 \text{ oz.} \\ \hline 4 \text{ lb. } 20 \text{ oz.} = 5 \text{ lb. } 4 \text{ oz.} \end{array}$$

(in ink print, the plus sign is further to the left than any term in the problem)

$$\begin{array}{r}
 (7) \quad 4x + 14y - 3z \\
 \quad 17x - 9y + 20z \\
 \underline{- 6x} \quad \quad \quad \underline{- 2z} \\
 15x + 5y + 15z
 \end{array}$$

(in ink print, the minus sign is further to the left than any term in the problem)

$$\begin{array}{r}
 (8) \quad \$9.00 \\
 \quad +1.00 \\
 \hline
 \$10.00
 \end{array}$$

(in ink print, the dollar signs and the plus sign occupy the same position as in braille)

$$\begin{array}{r}
 (9) \quad \$7.45 \\
 \quad 10.92 \\
 \quad +84.00 \\
 \hline
 \$102.37
 \end{array}$$

(in ink print, there is no space between the dollar signs and the following digits, and the plus sign is to the left of the first dollar sign)

$$\begin{array}{r}
 (10) \quad \$10,000 \\
 \quad - 9,000 \\
 \hline
 \quad \$ 1,000
 \end{array}$$

(in ink print, the dollar signs and the minus sign occupy the same position as in braille)

d. **Carried Numbers in Addition:** When carried numbers appear in an addition arrangement above the columns to which they apply, the transcriber must insert the indicator for carried numbers between these carried numbers and the arrangement to which they apply. The carried number indicator must have the same length as the separation line.

(1)
$$\begin{array}{r} \overset{11}{254} \\ +176 \\ \hline 430 \end{array}$$

(in ink print, the carried numbers are in small type directly above the columns to which they apply)

e. In an arrangement containing fractions, fraction lines must be vertically aligned, each numerator must be right justified in the column reserved for numerators, and each denominator must be left justified in the column reserved for denominators. Fraction indicators must also be vertically aligned and must be right-justified in the columns reserved for both opening and closing indicators.

(1)
$$\begin{array}{r} \frac{3}{8} \\ + \frac{4}{8} \\ \hline \frac{7}{8} \end{array}$$

(2)
$$\begin{array}{r} \frac{11}{16} \\ + \frac{1}{2} \\ \hline \end{array}$$

(3)
$$\begin{array}{r} \frac{1}{5} \\ - \frac{1}{10} \\ \hline \end{array}$$

(4) $1 \frac{5}{6}$
 $+ \frac{2}{3}$

 $1 \frac{8}{6}$

f. In an arrangement containing mixed numbers, the whole-number part must be vertically aligned according to a above.

(1) $10 \frac{2}{3}$
 $+ 4 \frac{1}{3}$

 $14 \frac{3}{3} = 15$

g. In an arrangement containing polynomials, terms must be vertically aligned. In each term, symbols of operation, coefficients, letters, superscript indicators, superscripts, and base-line indicators must also be vertically aligned. When the base-line indicator is required, it must be placed in the first possible position consistent with this required alignment. Within each coefficient and superscript, corresponding symbols must be vertically aligned.

(1) $2x^3 - x^2 + x + 1$
 $3x^3 + 4x^2 - 10x + 7$
 $5x^2 + 12$

 $- 2x^3 - 6x$
 $3x^3 + 8x^2 - 15x + 20$

§179. Multiplication:

a. In a spatial arrangement for multiplication, the symbols comprising the multiplier and multiplicand must be aligned in the transcription as the corresponding signs are aligned in ink print.

b. The multiplication symbol, if the corresponding sign is present in ink print, must be placed immediately to the left of the multiplier.

c. The separation lines which appear in a multiplication arrangement must be made one cell longer at either end than the overall width of the rest of the arrangement.

(1)
$$\begin{array}{r} 23 \\ \times 54 \\ \hline 92 \\ 115 \\ \hline 1242 \end{array}$$

(2)
$$\begin{array}{r} 1704 \\ \times 5 \\ \hline 8520 \end{array}$$

(3)
$$\begin{array}{r} 132 \\ \times 300 \\ \hline 39600 \end{array}$$

(4)
$$\begin{array}{r} 2 \text{ gal } 3 \text{ qt} \\ \times 2 \\ \hline 4 \text{ gal } 6 \text{ qt} \end{array}$$

d. In an arrangement containing fractions, mixed numbers, or polynomials, alignment must be generally as specified in §178 e-g.

(1)

$$\begin{array}{r}
 75 \\
 \times 2\frac{1}{2} \\
 \hline
 56\frac{1}{2} \\
 150 \\
 \hline
 206\frac{1}{2}
 \end{array}$$

(2)

$$\begin{array}{r}
 7x - 3 \\
 4x + 5 \\
 \hline
 28x^2 - 12x \\
 + 35x - 15 \\
 \hline
 28x^2 + 23x - 15
 \end{array}$$

e. In arrangements which show multiplication to non-decimal bases in which subscripts appear, the subscript indicator must be placed in the first possible position consistent with the alignment required for the addition of partial products.

(1)

$$\begin{array}{r}
 34_{\text{seven}} \\
 \times 12_{\text{seven}} \\
 \hline
 101_{\text{seven}} \\
 34_{\text{seven}} \\
 \hline
 441_{\text{seven}}
 \end{array}$$

f. When commas or the decimal point occur in the answer of a multiplication arrangement, a blank column of cells must be left above these in the partial products.

(1)

3 4 5.7	•• •• •• •• ••
× 2.77	•• •• •• •• ••
2 4 1 9 9	•• •• •• •• •• ••
2 4 1 9 9	•• •• •• •• •• ••
6 9 1 4	•• •• •• •• •• •• ••
9 5 7.5 8 9	•• •• •• •• •• •• •• ••

(2)

\$18.24	•• •• •• •• •• ••
× 65	•• •• •• •• ••
9120	•• •• •• •• ••
10944	•• •• •• •• ••
\$1,185.60	•• •• •• •• •• •• •• ••

(3)

1705.00	•• •• •• •• •• ••
× 4	•• •• •• •• ••
6,820.00	•• •• •• •• •• ••

§180. Division:

a. In a spatial arrangement for division, the symbols comprising the dividend and the partial products and differences must be aligned in the same way as the corresponding signs are aligned in ink print. Symbols in the quotient must be aligned with their corresponding symbols in the dividend unless they are specifically unaligned in ink print.

b. The division symbol must be placed in the cell directly before the dividend or directly after the dividend according as the corresponding division sign occurs in the forward or reverse direction in ink print. The divisor must be placed so that there is no space between it and the division symbol to which it applies. If a quotient also applies to a division symbol by being placed on the same line as the dividend, no space must be left between the quotient and the division symbol to which it applies. If a horizontal line occurs under a divisor as part of a division sign in ink print, this line must be ignored in the transcription.

c. Each separation line which appears in a division arrangement must begin in the column containing a division symbol and must end in the column containing the other division symbol, if the latter appears in ink print. Otherwise, each separation line must end in a cell one column beyond the overall arrangement. However, when the division arrangement contains only a divisor and a dividend, but no quotient and no partial products and differences, the separation line, whether shown above or below the dividend, must be omitted. In this case, the division arrangement must not be regarded as spatial. In particular, a blank line must not be left above or below such a division arrangement, and the numeric indicator must be used in the appropriate place.

- (1) $\begin{array}{r} 8 \\ 6 \overline{)48} \end{array}$
- (2) $6 \overline{)48}(8$
- (3) $\begin{array}{r} 6 \overline{)636} \\ 106 \end{array}$
- (4) $\begin{array}{r} 106 \\ 6 \overline{)636} \end{array}$

(5)


$$\begin{array}{r}
 644 \\
 4 \overline{)2576} \\
 \underline{24} \\
 17 \\
 \underline{16} \\
 16 \\
 \underline{16} \\
 0
 \end{array}$$

(6)

$$\begin{array}{r}
 x + 6 \\
 x + 5 \overline{)x^2 + 11x + 30} \\
 \underline{x^2 + 5x} \\
 6x + 30 \\
 \underline{6x + 30} \\
 0
 \end{array}$$

(in ink print, it is clear that the quotient is aligned with the dividend, and there is a horizontal line under the divisor)

(7)
$$\begin{array}{r} x + 4 \overline{) x^2 + 12x + 32} \\ \underline{x^2 + 4x} \\ 8x + 32 \\ \underline{8x + 32} \\ 0 \end{array}$$




(in ink print, the quotient is clearly not aligned with the terms in the dividend)

(8) $18 \overline{) 452}$




d. When commas or the decimal point occur in the dividend of a division arrangement, a blank column of cells must be left where these occur in the entire arrangement except in separation lines. When a caret occurs in a dividend, a blank column of two cells must be left where this occurs in the entire arrangement except in the separation lines and the quotient. In the quotient, the decimal point corresponding to the caret must be right-justified in the two cells allotted to the caret.

(1)
$$\begin{array}{r} \$ 5.00 \\ 5 \overline{) \$ 25.00} \end{array}$$




(2)

$$\begin{array}{r}
 5,080.09 \\
 18 \overline{) 91,441.62} \\
 \underline{90} \\
 144 \\
 \underline{144} \\
 162 \\
 \underline{162}
 \end{array}$$



(3)

$$\begin{array}{r}
 12.5 \\
 6.3 \overline{) 78.75} \\
 \underline{63} \\
 157 \\
 \underline{126} \\
 315 \\
 \underline{315}
 \end{array}$$




e. When, in a division arrangement, there is a remainder which is identified as such by the letter “r”, lower-case or capitalized, the “r” must be preceded by a space.

(1)

$$\begin{array}{r}
 25 \overline{) 4529} \text{ r}4 \\
 \underline{25} \\
 202 \\
 \underline{200} \\
 29 \\
 \underline{25} \\
 4
 \end{array}$$

$\cdot\cdot \cdot\cdot \cdot\cdot \cdot\cdot \cdot\cdot$
 $\cdot\cdot \cdot\cdot \cdot\cdot$
 $\cdot\cdot \cdot\cdot \cdot\cdot \cdot\cdot \cdot\cdot \cdot\cdot \cdot\cdot \cdot\cdot \cdot\cdot$
 $\cdot\cdot \cdot\cdot \cdot\cdot \cdot\cdot \cdot\cdot \cdot\cdot$
 $\cdot\cdot \cdot\cdot \cdot\cdot \cdot\cdot \cdot\cdot$
 $\cdot\cdot \cdot\cdot \cdot\cdot \cdot\cdot \cdot\cdot \cdot\cdot \cdot\cdot \cdot\cdot \cdot\cdot \cdot\cdot$
 $\cdot\cdot \cdot\cdot$
 $\cdot\cdot \cdot\cdot$
 $\cdot\cdot \cdot\cdot \cdot\cdot \cdot\cdot \cdot\cdot \cdot\cdot \cdot\cdot \cdot\cdot \cdot\cdot \cdot\cdot$
 $\cdot\cdot \cdot\cdot$

(2)	6)78	
	30	5
	48	
	24	4
	24	
	24	4
	0	18



§181. Square Root: A square root arrangement is similar to a division arrangement except that no divisor is present. The arrangement should be adapted to resemble the arrangement in ink print as closely as possible. If the square root symbol is used in this situation, the termination indicator is not required.

(1)
$$\begin{array}{r} 5.48 \\ \sqrt{30.00\ 00} \\ 25 \\ \hline 104\ 5\ 00 \\ \times 4\ 4\ 16 \\ \hline 1087\ 84\ 00 \\ \times 7\ 76\ 09 \\ \hline 791 \end{array}$$

Braille representation of the square root calculation above, using dots 4-6 for numbers and dots 1-3 for operators and structure. The square root symbol is represented by a radical sign (dots 1-3, 4-6) and the square root symbol (dots 1-3, 4-6).

(2)

	2. 4 3
√	5.90 49
	4
44 × 4	1 90
	1 76
483 × 3	14 49
	14 49

§182. Synthetic Division:

a. In a synthetic division arrangement, the numeric symbols in the synthetic dividend, synthetic product, and synthetic quotient must be aligned by place value. Symbols of operation, when present, must also be aligned. There must be at least one column of blank cells between adjacent columns of a synthetic division arrangement.

b. A vertical line must be used to the left or to the right of the synthetic division arrangement according as the synthetic divisor appears to the left or to the right. This vertical line must be unspaced from the synthetic dividend and from the synthetic divisor. One part of the vertical bar must appear on the line containing the synthetic dividend, and another part of the line must appear on the line containing the synthetic product. The separation line must begin directly under the vertical line at one end, and terminate one cell beyond the over-all synthetic arrangement at the other end. If the synthetic divisor appears in ink print as boxed-in on two sides, this must be ignored in the transcription. When a vertical line is used between the synthetic quotient and the synthetic remainder, it must be placed in the column of blank cells as shown in ink print.

(E) 2

1	-3	2	
	2	-2	
1	-1	0	

$$(2) \begin{array}{r|rr} 1 & -3 & 2 \\ 2 & & -2 \\ \hline 1 & -1 & 0 \end{array} \begin{array}{l} 2 \\ \dots \\ \dots \\ \dots \end{array}$$

$$(3) \begin{array}{r|rrrr} +2 & 1 & +6 & -1 & -30 \\ & & +2 & +16 & +30 \\ \hline & 1 & +8 & +15 & +0 \end{array} \begin{array}{l} \dots \\ \dots \\ \dots \\ \dots \end{array}$$

(in ink print, the divisor is boxed-in on two sides; there is no vertical line after the divisor)

$$(4) \begin{array}{r|rrrr} 1 & -3 & +4 & +5 & +2 \\ & +2 & -2 & +4 & \\ \hline 1 & -1 & +2 & +9 & \end{array} \begin{array}{l} \dots \\ \dots \\ \dots \\ \dots \end{array}$$

(in ink print, the divisor is boxed-in on two sides; there is no vertical line after the divisor)

§183. Determinants and Matrices:

a. In determinants or matrices each entry must be left-justified (moved as far left as possible) in the column to which it belongs, and top-justified (moved as far up as possible) in the row to which it applies. Regardless of the ink-print copy, centering or other forms of alignment is not permitted. One column of blank cells must be left between columns.

b. Every effort must be made to confine the entire arrangement to a single braille page. To achieve this goal, the following techniques may be used:

i. An entry may be run over to other braille lines and each continuation indented two cells from the column margin. When space saving is a factor, runovers may be made without regard to any hierarchy preferences. Successive rows in a column must be transcribed without skipping a line between them.

ii. An entry may be run over to other braille lines and each continuation left-justified in its column. When space saving is a factor, runovers may be made without regard to any hierarchy preferences. Successive rows in a column must be transcribed with a

skipped line between them. When the technique described in i above is effective in providing the required space, it must be used in preference to the technique described here.

iii. Additional space may be saved by drawing the enclosing grouping symbols instead of using their braille equivalents.

iv. When an entry is a fraction, the fraction may be represented spatially, if necessary, to save space. However, the row containing such a fraction must then have a line skipped above and below it.

v. The technique of keying may be employed for one or several entries if no other space-saving technique is effective. (See §187.)

(1)
$$\begin{bmatrix} \cos a & \sin a & 0 \\ -\sin a & \cos a & 0 \\ 0 & 0 & 1 \end{bmatrix}$$

(in ink print, each entry is centered in the column to which it belongs)

(2)
$$\begin{pmatrix} \frac{1}{A} & 0 & 0 \\ 0 & \frac{1}{A \sin^2 \beta} & -\frac{\cos \beta}{A \sin^2 \beta} \\ 0 & -\frac{\cos \beta}{A \sin^2 \beta} & \frac{1}{C} + \frac{\cos^2 \beta}{A \sin^2 \beta} \end{pmatrix}$$

(in ink print, each entry is centered in the column to which it belongs)

$$(3) \begin{array}{|cccc|} \hline B'_{11} - (E - E_1^0) & B'_{12} & B'_{13} & B'_{14} \\ B'_{21} & B'_{22} - (E - E_2^0) & B'_{23} & B'_{24} \\ B'_{31} & B'_{32} & B'_{33} - (E - E_3^0) & B'_{34} \\ B'_{41} & B'_{42} & B'_{43} & B'_{44} - (E - E_4^0) \\ \hline \end{array}$$

(in ink print, each entry is centered in the column to which it belongs)

$$(4) \begin{pmatrix} \frac{1}{A} & 0 & 0 \\ 0 & \frac{1}{A \sin^2 \beta} & \frac{\cos \beta}{A \sin \beta} \\ 0 & \frac{\cos \beta}{A \sin^2 \beta} & \frac{\cos^2 \beta}{A \sin^2 \beta} \end{pmatrix}$$


(in ink print, each entry is centered in the column to which it belongs)

c. When a sequence of dots appears to signify the omission of one or more rows and such dots are confined to each column of the determinant or matrix, a sequence of three dots 3 must be placed in each column to indicate the omission and each ellipsis used in this way must be left-justified in its column. When a sequence of dots appears to signify the omission of one or more rows and such dots are not confined to their columns, or if some columns contain no dots, a sequence of dots 3 must be used beginning in the first cell of column one and extending to the end of the longest entry in the last column.

$$(1) \begin{vmatrix} a_{11} & a_{12} & \dots & a_{1n} \\ a_{21} & a_{22} & \dots & a_{2n} \\ \cdot & \cdot & \dots & \cdot \\ a_{n1} & a_{n2} & \dots & a_{nn} \end{vmatrix}$$


(in ink print, one dot is shown in the first, second, and fourth columns, respectively)

$$(2) \begin{bmatrix} a_{11} & a_{12} & \dots & a_{1n} \\ a_{21} & a_{22} & \dots & a_{2n} \\ \dots & \dots & \dots & \dots \\ a_{n1} & a_{n2} & \dots & a_{nn} \end{bmatrix}$$



(in ink print, the sequence of dots in the third row is not confined to specific columns)

$$(3) \left| \begin{array}{cccc} a_{11} & a_{12} & \dots & a_{1n} \\ a_{21} & a_{22} & \dots & a_{2n} \\ \cdot & & & \cdot \\ \cdot & & & \cdot \\ \cdot & & & \cdot \\ a_{m1} & a_{m2} & \dots & a_{mn} \end{array} \right|$$




(in ink print, three dots are vertically aligned, one under the other in the first and fourth columns; no such dots appear in the second or third columns)


§184. Unified Expressions:

a. When enlarged grouping symbols are used to unify an expression which is neither a determinant nor a matrix, each item must begin in the cell which immediately follows the left enlarged grouping symbol and must end in the cell which immediately precedes the right enlarged grouping symbol. It is advantageous to draw these enlarged grouping symbols when space saving is a factor. However, these requirements must be waived whenever vertical alignment must be indicated. In this case, at least one item must either begin in the cell which immediately follows the left enlarged grouping symbol or must end in the cell which immediately precedes the right enlarged grouping symbol.

$$(1) \left\{ \begin{array}{l} 4x - y = 3 \\ 3x - y = 1 \end{array} \right\}$$




$$(2) \left\{ \begin{array}{l} 3x + 15y - 2z = 64 \\ x + 12y + z = 51 \\ 7x - 8y + 2z = -16 \end{array} \right\}$$



b. When an explanation or comment refers to more than one ink print line to which no grouping sign as a whole applies, the implied grouping must be indicated by using a transcriber's enlarged grouping symbol. If the explanation occurs to the left, the left transcriber's enlarged grouping symbol must be used; if it occurs to the right, the right transcriber's enlarged grouping symbol must be used. There must be at least one clear column of spaces between either of these transcriber's enlarged grouping symbols and the associated explanation. If the explanation requires more braille lines than what is being explained, the transcriber's enlarged grouping symbol must be extended to cover the explanation, and each runover of the explanation must be indented two cells from the column in which the explanation begins.

(1)
$$a = \frac{x + y}{x - y} \qquad -1 < x < 1, -1 < y < 1$$

$$b = \frac{x - y}{x + y}$$



(in ink print, the explanation is centered to the right of the two equations to which it applies)

RULE XXV—FORMAT

§185. Spatial Arrangements:


a. When the transcription is in the form of a spatial arrangement, a blank line must be left both above and below the spatial arrangement even if the spatial arrangement directly precedes or follows the page-change line indicating a new ink print page. Transition to a new braille page before beginning or after ending the transcription of a spatial arrangement takes the place of the required blank line. However, when a running head is used, a line must be skipped between the running head and a spatial arrangement. When a spatial arrangement begins on the first or second line of a braille page or ends on the twenty-fourth or the twenty-fifth line of a braille page, there must always be at least three clear columns of cells between the last symbol on any line of the arrangement, including any separation lines, and the first symbol of a page number. If this cannot be achieved, the arrangement must begin on line 3 or end on line 23, respectively. The entire spatial arrangement should be confined to one braille page.

(1)
$$\begin{array}{r} 5678 \quad 106 \\ 432 \\ + 10 \\ \hline \end{array}$$


b. When a spatial arrangement is identified by a number or a letter, such as in a set of exercises, the identifier must be placed as indicated below. In all cases, there must be one column of blank cells between the identifier and the left-most symbol of the arrangement as a whole, including any separation lines.

i. The identifier must be placed on the top line of an addition, subtraction, or multiplication arrangement. However, when the carried-number indicator has been used in an addition arrangement or when numbers have been canceled out in a subtraction arrangement, the identifier must be placed on the line which contains the first term of the addition arrangement or the minuend of the subtraction arrangement.


(1) 1. 4956
 789
 + 31
 ——




(2) 2. \$18.24
 ×65
 ——
 9120
 10944
 ——
 \$1,185.60



(3) 3. ¹/₂₇
 + 5
 ——
 32




(4) 4.
$$\begin{array}{r} 2 \quad 16 \quad 16 \\ \cancel{8} \quad \cancel{7} \quad \cancel{8} \\ - 1 \quad 9 \quad 8 \\ \hline 1 \quad 7 \quad 8 \end{array}$$




ii. The identifier must be placed on the line which contains the dividend in a division arrangement, on the line which contains the radicand in a square root arrangement, and on the line which contains the synthetic dividend in a synthetic division arrangement.

(1) 5.
$$\begin{array}{r} 4947 \\ 5 \overline{)24735} \end{array}$$




iii. In the case of spatial fractions, identifiers and centered comparison symbols, symbols of operation, punctuation, and other applicable symbols must be placed on the principle fraction line. However, identifiers must be placed on the top line of a continued fraction.

(1) 6.
$$\frac{1}{2} + \frac{3}{4} = 1\frac{1}{4}$$





iv. In the case of determinants, matrices, and unified expressions, identifiers, comparison symbols, symbols of operation, punctuation, and other applicable symbols must, if they appear on the same side of the expression as the enlarged grouping symbol, be placed on the top line even though they are centered in ink print.

(1) 7.
$$D = \begin{vmatrix} a_{11} & a_{12} \\ a_{21} & a_{22} \end{vmatrix} = 100$$




(in ink print, the material outside the determinant is centered)

(2)
8. $\begin{bmatrix} 1 & 3 \\ 2 & 1 \\ 1 & 0 \end{bmatrix} \cdot \begin{bmatrix} c_1 \\ c_2 \end{bmatrix} = \begin{bmatrix} 15 \\ 10 \\ 3 \end{bmatrix} .$




(in ink print, the example number, the multiplication dot, the second matrix, the equals sign, and the period are all centered vertically in relation to the first and last matrices)

(3)
9. $(-1 \ 4 \ 2) \begin{pmatrix} 5 \\ 1 \\ 3 \end{pmatrix} .$



(in ink print, the example number, first matrix, and period are vertically centered in relation to the second matrix)

(4)
10. $\begin{cases} x + 3y + z = 5 \\ 2x + y + 2z = 5 \\ 7x + 8y + z = 7 \end{cases} .$



(in ink print, the example number and the period are vertically centered in relation to the unified system)

c. When spatial arrangements are placed side-by-side there must be at least one clear column of blank cells between the end of one separation line and the beginning of the next. In any case, no symbol in one spatial arrangement may be less than three cells distant from any symbol on any line in, or associated with, a neighboring arrangement other than neighboring ends of separation lines.

(1)
$$\begin{array}{r} 27 \\ + 7 \\ \hline \end{array} \quad \begin{array}{r} 15 \\ + 23 \\ \hline \end{array}$$

(in ink print, the examples are side-by-side)

(2) 1.
$$\begin{array}{r} 42 \\ - 23 \\ \hline \end{array} \quad 2. \begin{array}{r} 100 \\ - 91 \\ \hline \end{array}$$

(in ink print, the examples are side-by-side)

§186. Transcriber's Notes:

a. Transcriber's notes must be enclosed by the transcriber's grouping symbols.

b. A transcriber's note consisting of seven words or less may be inserted directly into the text at the point where it applies. Longer notes must be placed at the nearest convenient point relative to the material to which they apply and must be placed, indented, and run over in accordance with the rules of the *Code of Braille Textbook Format and Techniques*.

(1) In x^2 , the 2 is the exponent.

§187. Keying Technique:

a. When space does not permit the inclusion of labels, column headings, entries, etc., in a figure, determinant, matrix, or table as shown in ink print, one or more of the labels, headings, entries, etc. may be replaced by a numeric or alphabetic key. A numeric key should consist of a numeral written in the upper part of the braille cell. This numeral must be preceded by the numeric indicator and must not be punctuated. An alphabetic key must consist of two lower-case English letters and, if possible, the combination should be suggestive of the item it represents. An alphabetic key may only be used when the author's entries are never composed of two lower-case letters. Two items which are identical should have the same key assigned to them.

b. If a list of numeric keys is used, it must consist of consecutive numerals beginning with number 1, and these numerals should be placed in the figure, determinant, matrix, or table in the same position as the material which they replace.

$\frac{1}{2}$ $\frac{3}{4}$ $\frac{5}{6}$ $\frac{7}{8}$ $\frac{9}{10}$
 $\frac{1}{2}$ $\frac{3}{4}$ $\frac{5}{6}$ $\frac{7}{8}$ $\frac{9}{10}$ $\frac{11}{12}$ $\frac{13}{14}$ $\frac{15}{16}$ $\frac{17}{18}$ $\frac{19}{20}$ $\frac{21}{22}$ $\frac{23}{24}$ $\frac{25}{26}$ $\frac{27}{28}$ $\frac{29}{30}$ $\frac{31}{32}$
 $\frac{1}{2}$ $\frac{3}{4}$ $\frac{5}{6}$ $\frac{7}{8}$ $\frac{9}{10}$ $\frac{11}{12}$ $\frac{13}{14}$ $\frac{15}{16}$ $\frac{17}{18}$ $\frac{19}{20}$ $\frac{21}{22}$ $\frac{23}{24}$ $\frac{25}{26}$ $\frac{27}{28}$ $\frac{29}{30}$ $\frac{31}{32}$
 $\frac{1}{2}$ $\frac{3}{4}$ $\frac{5}{6}$ $\frac{7}{8}$ $\frac{9}{10}$
 $\frac{1}{2}$ $\frac{3}{4}$ $\frac{5}{6}$ $\frac{7}{8}$ $\frac{9}{10}$ $\frac{11}{12}$ $\frac{13}{14}$ $\frac{15}{16}$ $\frac{17}{18}$ $\frac{19}{20}$ $\frac{21}{22}$ $\frac{23}{24}$ $\frac{25}{26}$ $\frac{27}{28}$ $\frac{29}{30}$ $\frac{31}{32}$
 $\frac{1}{2}$ $\frac{3}{4}$ $\frac{5}{6}$ $\frac{7}{8}$ $\frac{9}{10}$ $\frac{11}{12}$ $\frac{13}{14}$ $\frac{15}{16}$ $\frac{17}{18}$ $\frac{19}{20}$ $\frac{21}{22}$ $\frac{23}{24}$ $\frac{25}{26}$ $\frac{27}{28}$ $\frac{29}{30}$ $\frac{31}{32}$
 $\frac{1}{2}$ $\frac{3}{4}$ $\frac{5}{6}$ $\frac{7}{8}$ $\frac{9}{10}$ $\frac{11}{12}$ $\frac{13}{14}$ $\frac{15}{16}$ $\frac{17}{18}$ $\frac{19}{20}$ $\frac{21}{22}$ $\frac{23}{24}$ $\frac{25}{26}$ $\frac{27}{28}$ $\frac{29}{30}$ $\frac{31}{32}$

$\frac{1}{2}$ $\frac{3}{4}$ $\frac{5}{6}$ $\frac{7}{8}$ $\frac{9}{10}$ $\frac{11}{12}$ $\frac{13}{14}$ $\frac{15}{16}$ $\frac{17}{18}$ $\frac{19}{20}$ $\frac{21}{22}$ $\frac{23}{24}$ $\frac{25}{26}$ $\frac{27}{28}$ $\frac{29}{30}$ $\frac{31}{32}$
 $\frac{1}{2}$ $\frac{3}{4}$ $\frac{5}{6}$ $\frac{7}{8}$ $\frac{9}{10}$ $\frac{11}{12}$ $\frac{13}{14}$ $\frac{15}{16}$ $\frac{17}{18}$ $\frac{19}{20}$ $\frac{21}{22}$ $\frac{23}{24}$ $\frac{25}{26}$ $\frac{27}{28}$ $\frac{29}{30}$ $\frac{31}{32}$
 $\frac{1}{2}$ $\frac{3}{4}$ $\frac{5}{6}$ $\frac{7}{8}$ $\frac{9}{10}$ $\frac{11}{12}$ $\frac{13}{14}$ $\frac{15}{16}$ $\frac{17}{18}$ $\frac{19}{20}$ $\frac{21}{22}$ $\frac{23}{24}$ $\frac{25}{26}$ $\frac{27}{28}$ $\frac{29}{30}$ $\frac{31}{32}$
 $\frac{1}{2}$ $\frac{3}{4}$ $\frac{5}{6}$ $\frac{7}{8}$ $\frac{9}{10}$ $\frac{11}{12}$ $\frac{13}{14}$ $\frac{15}{16}$ $\frac{17}{18}$ $\frac{19}{20}$ $\frac{21}{22}$ $\frac{23}{24}$ $\frac{25}{26}$ $\frac{27}{28}$ $\frac{29}{30}$ $\frac{31}{32}$
 $\frac{1}{2}$ $\frac{3}{4}$ $\frac{5}{6}$ $\frac{7}{8}$ $\frac{9}{10}$ $\frac{11}{12}$ $\frac{13}{14}$ $\frac{15}{16}$ $\frac{17}{18}$ $\frac{19}{20}$ $\frac{21}{22}$ $\frac{23}{24}$ $\frac{25}{26}$ $\frac{27}{28}$ $\frac{29}{30}$ $\frac{31}{32}$
 $\frac{1}{2}$ $\frac{3}{4}$ $\frac{5}{6}$ $\frac{7}{8}$ $\frac{9}{10}$ $\frac{11}{12}$ $\frac{13}{14}$ $\frac{15}{16}$ $\frac{17}{18}$ $\frac{19}{20}$ $\frac{21}{22}$ $\frac{23}{24}$ $\frac{25}{26}$ $\frac{27}{28}$ $\frac{29}{30}$ $\frac{31}{32}$
 $\frac{1}{2}$ $\frac{3}{4}$ $\frac{5}{6}$ $\frac{7}{8}$ $\frac{9}{10}$ $\frac{11}{12}$ $\frac{13}{14}$ $\frac{15}{16}$ $\frac{17}{18}$ $\frac{19}{20}$ $\frac{21}{22}$ $\frac{23}{24}$ $\frac{25}{26}$ $\frac{27}{28}$ $\frac{29}{30}$ $\frac{31}{32}$
 $\frac{1}{2}$ $\frac{3}{4}$ $\frac{5}{6}$ $\frac{7}{8}$ $\frac{9}{10}$ $\frac{11}{12}$ $\frac{13}{14}$ $\frac{15}{16}$ $\frac{17}{18}$ $\frac{19}{20}$ $\frac{21}{22}$ $\frac{23}{24}$ $\frac{25}{26}$ $\frac{27}{28}$ $\frac{29}{30}$ $\frac{31}{32}$

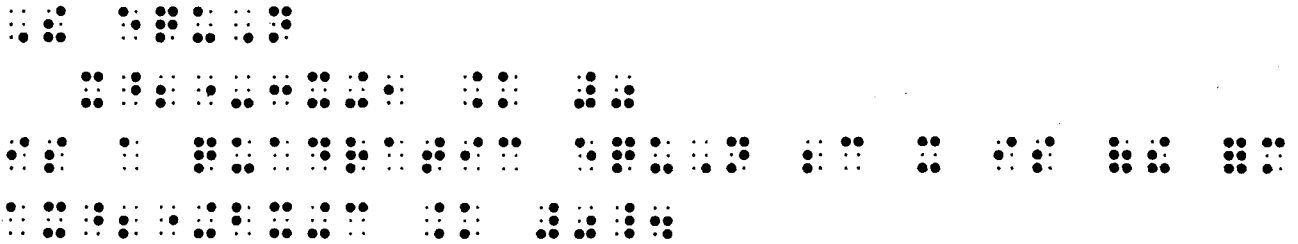
§188. Displayed and Embedded Expressions:

a. Whenever an expression is set apart from the body of the text by skipped lines, indentation, or some other means, it will be referred to as a *displayed expression*. By contrast, an expression which is not set apart from the body of the text by any of the above means will be referred to as an *embedded expression*.

(1) The equation

$$x^2 - 3x + 1 = 0$$

is a quadratic equation because it is of the form $ax^2 + bx + c = 0$.




(the first equation is a displayed expression; the second equation is an embedded expression)

b. If an identifying number or letter is associated with a displayed expression, this number or letter is part of the displayed expression and must begin in the appropriate cell in accordance with the rules for displayed expressions in §§190-191. In ink print, identifying numbers or letters are sometimes at the right. In braille, numbers or letters must be placed uniformly at the left. However, if identifying numbers or letters occur at the right in ink print, a transcriber's note concerning the transposition of such numbers or letters must be placed at the beginning of the first volume. Page references which are associated with an expression must immediately follow that expression.

(1) In this section, functions of the type

$$h(x_1, x_2, \dots, x_n) \quad (1)$$

are to be considered.




(in ink print, the identifying number occurs at the right)

(2) The inequality symbols

$$< \quad \text{and} \quad > \quad (98-99)$$

are used to state the order of numbers.



(in ink print, the page numbers occur at the right-hand margin of the page)

§189. Linked Expressions:

a. A linked expression must contain at least one sign of comparison. The component which precedes the first sign of comparison is called the *anchor*. Each of the remaining components, beginning with a comparison sign but not including the next comparison sign, is called a *link*.

b. When a linked expression meets the following criteria, it is subject to the special margin requirements set forth in §190c, §191a(iv) and b(v).

i. The expression must be displayed and not embedded within text.

ii. Its signs of comparison must be vertically aligned in print, except possibly for the last few which may occur on the last print line of the expression.

iii. No sign of comparison, except possibly the first one, may be preceded by any expression on its left.

(1) $12\frac{1}{2}\% = 12.5\%$
 $= .125$
 $= \frac{125}{1000} = \frac{1}{8}$

(in ink print, the first equals sign appears to the right of $12\frac{1}{2}\%$ and all other equals signs except the last one are aligned beneath it)

(2) $12\frac{1}{2}\% = 12.5\% = .125 = \frac{125}{1000} = \frac{1}{8}$

(a linked expression which does not require special margin provisions; in ink print the entire expression appears on one line)

§190. Margins for Narrative Portions of Text:

a. In narrative portions of text, margins should be maintained as in English Braille; paragraphs must begin in cell 3 and must be run over, if necessary, in cell 1.


(1) $x + 2$ and $x + 5$ are factors of $x^2 + 7x + 10$
 because $(x + 2)(x + 5) = x^2 + 7x + 10$.
 This is similar to arithmetic where 5 and 3
 are factors of 15 because $5 \times 3 = 15$.

b. When the special margin requirements for linked expressions do not apply, a displayed expression must begin in cell 3 and must be run over, if necessary, in cell 5.

(1) The product of two monomials is a monomial.

For example


$$(3x^2)^3 = (3x^2)(3x^2)(3x^2) = (9x^4)(3x^2) = 27x^6.$$



c. When the special margin requirements for linked expressions do apply, the anchor must begin in cell 3 and must be run over, if necessary, in cell 7. Each link must begin in cell 5 on a new braille line and must be run over, if necessary, in cell 7.

(1) $8x^3 + 125y^3$ can be factored in the following way:

$$\begin{aligned} 8x^3 + 125y^3 &= (2x)^3 + (5y)^3 \\ &= (2x + 5y)[(2x)^2 - (2x)(5y) + (5y)^2] \\ &= (2x + 5y)(4x^2 - 10xy + 25y^2). \end{aligned}$$



(in ink print, the first equals sign appears to the right of $8x^3 + 125y^3$ and all other equals signs are aligned beneath it)

§191. Margins for Non-Spatial Itemized Materials: When material is identified sequentially by number or letter, as in exercises or outlines, it will be referred to as *itemized material*.

a. When non-spatial itemized material contains main divisions only (no subdivisions) the following rules concerning margins must be observed:

i. The main division numbers or letters must begin in cell 1 and the associated material must be run over, if necessary, in cell 3.

ii. Succeeding paragraphs, if any, must begin in cell 5 and must be run over, if necessary, in cell 3.

iii. When the special margin requirements for linked expressions do not apply, a displayed expression must begin in cell 5 and must be run over, if necessary, in cell 7.

iv. When the special margin requirements for linked expressions do apply, the anchor must begin in cell 5 and must be run over, if necessary, in cell 9. Each link must begin in cell 7 and must be run over, if necessary, in cell 9.

v. Instructions which apply to a group of problems which follow must begin in cell 5 and must be run over, if necessary, in cell 3. There must be a blank line above such instructions, but not below. However, a page-change line may take the place of this required skipped line. The last line of an instruction and the first line of a problem to which it applies must be on the same braille page.

- (1) 1. Is $(y - 3)$ a factor of $y^3 + 3y^2 - 7y - 33$? If so, what is the other factor?

Check by division, or as shown in Chapter 9.

$$\begin{array}{r} (y^3 + 3y^2 - 7y - 33) \div (y - 3) \\ \underline{y^3 - 3y^2} \\ 6y^2 - 7y - 33 \\ \underline{6y^2 - 18y} \\ 11y - 33 \\ \underline{11y - 33} \\ 0 \end{array}$$


- (2) 2. Write the single numeral that names the same number as

$$(3 \times 10^4) + (4 \times 10^3) + (5 \times 10^2) + (6 \times 10) + (7 \times 1).$$

$$\begin{array}{r} 30000 + 4000 + 500 + 60 + 7 \\ \hline 34567 \end{array}$$

- (3) 3. Using the binomial theorem to find 1.1^5 to three decimal places, we see that


$$\begin{aligned} 1.1^5 &= (1 + 0.1)^5 \\ &= 1^5 + 5(1^4)(0.1) + 10(1^3)(0.1)^2 + 10(1^2)(0.1)^3 + \\ &\quad 5(1)(0.1)^4 + (0.1)^5 \\ &= 1 + 0.5 + 0.1 + 0.01 + 0.0005 + 0.00001 \\ &= 1.61051 \end{aligned}$$



(in ink print, the first equals sign is to the right of 1.1⁵ and all other equals signs are aligned beneath it)

(4) Use the summation sign to write each series.

1. $6 + 10 + 14 + 18$
2. $a_1b_1 + a_2b_2 + a_3b_3$
3. $x_1^2 + x_2^2 + x_3^2 + x_4^2 + x_5^2$



b. When non-spatial itemized material contains both main divisions and subdivisions to whatever depth, the following rules concerning margins must be observed:

- i. The main division numbers or letters must begin in cell 1 and the associated material must be run over, if necessary, in cell 5.
- ii. Subdivision numbers or letters, regardless of depth, must begin in cell 3 and must be run over, if necessary, in cell 5.

iii. Succeeding paragraphs, if any, must begin in cell 7 and must be run over, if necessary, in cell 5.

iv. When the special margin requirements for linked expressions do not apply, a displayed expression must begin in cell 7 and must be run over, if necessary, in cell 9.

v. When the special margin requirements for linked expressions do apply, the anchor must begin in cell 7 and must be run over, if necessary, in cell 11. Each link must begin in cell 9 and must be run over, if necessary, in cell 11.

vi. Instructions which apply to a group of problems which follow must begin in cell 5 and must be run over, if necessary, in cell 3. There must be a blank line above such instructions, but not below. However, a page-change line may take the place of this required skipped line. The last line of an instruction and the first line of a problem to which it applies must be on the same braille page.


(1) 1. Find the replacement for N that will make each sentence true.

a. $(3 \times 5) \times 2 = 3 \times (N \times 2)$

b. $3 \times (5 \times 2) = (3 \times 5) \times N$


Did you use the same numeral as a replacement in each sentence? Is this sentence true:

$(3 \times 5) \times 2 = 3 \times (5 \times 2)$?



(2) 2. a. $x(a + 1) - y(a + 1)$

b. $x^2 - 2x + 1 - 4a^2 - 12a - 9$



(in ink print, the a is on the same line as the problem number, and the b is aligned beneath a)

(3) 3. In factoring $ab + c^2 + ac + bc$:


(a) The terms may be grouped in pairs with a common factor.

$$\begin{aligned}
 ab + c^2 + ac + bc &= (ab + ac) + (bc + c^2) \\
 &= a(b + c) + c(b + c) \\
 &= (a + c)(b + c)
 \end{aligned}$$

(b) Rearrange the terms and group them another way.

i. Do the terms fit any of the patterns studied before?

ii. In factoring, can binomial and polynomial expressions be treated like monomial factors?



(in ink print, the main problem number, the (a) and the (b) are vertically aligned; the Roman numerals are indented further to the right)

(4) Add. Check your addition by adding the other way.

4. a. $118 + 37 + 66$ b. $123 + 159 + 92$
 c. $146 + 192$

Braille representation of the addition problems above, including the numbers and plus signs.

(in ink print, the problem number and the first two subdivisions are on the same line; the third subdivision is beneath the first)

c. When non-spatial itemized material contains both main divisions and subdivisions, it is permissible to place all subdivisions on a single braille line if that braille line can accommodate all the subdivisions.

(1) 1. Subtract:

- (a) $10 - 3$ (b) $15 - 4$ (c) $21 - 19$

Braille representation of the subtraction problems above, including the numbers and minus signs.

(the braille and ink print are the same)

§192. Margins for Spatial Itemized Materials: Spatial itemized material may be transcribed using the same margin rules as are contained in §191. However, for space-saving purposes the following alternatives are available:

a. When spatial itemized material contains main divisions only (no subdivisions), the first division number begins in cell 1. Subsequent division numbers may begin to the right of the preceding spatial arrangement regardless of how they occur in ink print. As many main division numbers and their associated spatial arrangements may occur across the page as can be accommodated. If additional main division numbers remain, the first of these begins again in cell 1, after having left a blank line below the longest of the spatial arrangements which occur above.

(1) Subtract.

1. 76 — 43 ——	3. 2.31 — .04 ——
2. 9,674 — 476 ——	4. 6.97 — 6.07 ——

⠠⠠⠠⠠⠠⠠⠠⠠⠠⠠⠠⠠⠠⠠⠠⠠⠠⠠⠠⠠⠠⠠⠠

⠠⠠⠠⠠⠠⠠

⠠⠠⠠⠠

⠠⠠⠠⠠⠠⠠

⠠⠠⠠⠠⠠⠠⠠⠠

⠠⠠⠠⠠

⠠⠠⠠⠠⠠⠠⠠⠠

⠠⠠⠠⠠⠠⠠⠠⠠

⠠⠠⠠⠠⠠⠠⠠⠠⠠⠠⠠⠠⠠⠠⠠⠠

⠠⠠⠠⠠⠠⠠

⠠⠠⠠⠠⠠⠠

⠠⠠⠠⠠⠠⠠

⠠⠠⠠⠠⠠⠠⠠⠠

⠠⠠⠠⠠

⠠⠠⠠⠠⠠⠠⠠⠠

⠠⠠⠠⠠⠠⠠⠠⠠

⠠⠠⠠⠠⠠⠠⠠⠠⠠⠠⠠⠠⠠⠠⠠⠠

(in ink print, examples 1 and 2 appear in the first column, examples 3 and 4 appear in the second column)

b. When spatial itemized materials contain both main divisions and subdivisions, the first main division number begins in cell 1 and the first subdivision follows on the same braille line if there is no material between the main division number and the subdivision number. As many additional subdivisions may be transcribed across the line as can be accommodated. If additional subdivisions remain, they are started in cell 3 after having left a blank line below the longest of the spatial arrangements which occur above.

(1)	1.	a.	$\begin{array}{r} 462 \\ \times 30 \\ \hline \end{array}$	b.	$\begin{array}{r} 1,763 \\ \times 142 \\ \hline \end{array}$	c.	$\begin{array}{r} 51.986 \\ \times 7.3 \\ \hline \end{array}$	d.	$\begin{array}{r} .67 \\ \times .92 \\ \hline \end{array}$
	2.	a.	$\begin{array}{r} 712 \\ \times 430 \\ \hline \end{array}$	b.	$\begin{array}{r} 2,547 \\ \times 3 \\ \hline \end{array}$	c.	$\begin{array}{r} 8.69 \\ \times .03 \\ \hline \end{array}$	d.	$\begin{array}{r} 200.2 \\ \times 100.0 \\ \hline \end{array}$

(in ink print, all four subdivisions of each problem appear across the page in columnar form)

- | | | |
|-----|---------------------|---------------|
| (1) | a | b |
| | 1. $1745 - 431 = N$ | $N = -5 + 2$ |
| | 2. $N = 18 + (-9)$ | $-7 + 14 = N$ |

⠠⠠

⠠⠠

⠠⠠⠠⠠⠠⠠	⠠⠠⠠⠠⠠⠠⠠⠠⠠⠠⠠⠠⠠⠠	⠠⠠⠠⠠⠠⠠	⠠⠠⠠⠠⠠⠠⠠⠠⠠⠠⠠⠠⠠⠠
⠠⠠⠠⠠⠠⠠	⠠⠠⠠⠠⠠⠠⠠⠠⠠⠠⠠⠠⠠⠠	⠠⠠⠠⠠⠠⠠	⠠⠠⠠⠠⠠⠠⠠⠠⠠⠠⠠⠠⠠⠠

(ink print and braille are the same)

- | | | | |
|-----|---|--|--|
| (2) | a | b | c |
| | 1. $\begin{array}{r} 4396 \\ + 873 \\ \hline \end{array}$ | $\begin{array}{r} 6010 \\ - 809 \\ \hline \end{array}$ | $\begin{array}{r} 73.01 \\ \times .62 \\ \hline \end{array}$ |
| | 2. $\begin{array}{r} 37,285 \\ + 9,476 \\ \hline \end{array}$ | $\begin{array}{r} 48,063 \\ - 1,741 \\ \hline \end{array}$ | $\begin{array}{r} 69.35 \\ \times .04 \\ \hline \end{array}$ |

⠠⠠

⠠⠠

⠠⠠


⠠⠠⠠⠠⠠⠠	⠠⠠⠠⠠⠠⠠⠠⠠⠠⠠⠠⠠⠠	⠠⠠⠠⠠⠠⠠	⠠⠠⠠⠠⠠⠠⠠⠠⠠⠠⠠⠠⠠⠠
	⠠⠠⠠⠠⠠⠠⠠⠠⠠⠠⠠⠠⠠⠠	⠠⠠⠠⠠⠠⠠	⠠⠠⠠⠠⠠⠠⠠⠠⠠⠠⠠⠠⠠⠠
⠠⠠⠠⠠⠠⠠	⠠⠠⠠⠠⠠⠠⠠⠠⠠⠠⠠⠠⠠⠠	⠠⠠⠠⠠⠠⠠	⠠⠠⠠⠠⠠⠠⠠⠠⠠⠠⠠⠠⠠⠠

(ink print and braille are the same)

b. If the entire tabulation cannot be contained across the braille page using the technique of a above, the transcription should proceed as if the row numbers were main headings and the column letters were subdivision headings for each main division number. In such cases, the margin rules of §191b and §192b then apply.


(1) Factor:

	a		b
1.	$(x - y)^2 - (a + b)^2$		$m(p - q) - n(q - p)$
2.	$1 - (x + 1)^2$		$4ab + 4x^2 - a^2 - 4b^2$



(in ink print, the subdivisions are placed across the page and are aligned beneath lettered column headings)

	a	b	c	d
1.	7238 <u>+ 457</u>	4231 <u>+ 1389</u>	2643 <u>+ 52</u>	75,011 <u>+ 96</u>



(in ink print, the subdivisions are placed across the page and are aligned beneath lettered column headings)

§194. Format for Formal Proofs:

a. A formal proof is usually introduced by a word such as *Theorem*, *Proposition*, or *Lemma*. The following format is recommended for the transcription of such formal proofs:

i. A line must be skipped before the beginning of the formal proof.

ii. The fully capitalized word *Theorem*, *Proposition*, or *Lemma* must begin in cell 3 and the statement following this word should be run over, if necessary to cell 1.


iii. Auxiliary captions such as *Given*, *Hypothesis*, *Prove*, or *Conclusion* must follow, without a skipped line, and must begin in cell 3. These captions should be capitalized or italicized in accordance with the print text. If they are in boldface type, they should be written as fully capitalized in braille. Material associated with these captions should follow the captions and should be run over, if necessary, to cell 1. However, when a proof is presented by step number, a line should be left blank after the caption *proof* and the format in b below must be followed.

iv. When the formal proof is complete, a line must be left blank before continuing with the text.

(1) **Theorem 4.** *If two lines are cut by a transversal and a pair of alternate interior angles are equal, the two lines are parallel.*

Given: Lines AB and CD cut by transversal RS at points E and F respectively; $\angle x = \angle y$.

To Prove: AB \parallel CD.



b. When a formal proof is presented by step number and is divided into two columns headed "Statement" and "Reason", the following technique must be used:

i. All step numbers must begin at the margin.

ii. The step number must be followed by the letter "S" or "R" according as the transcription to follow is from the Statement or the Reason column. The transcription must begin on the same line as the step number and runovers, if necessary, must begin in cell 3. If a caption other than "Statement" or "Reason" is used, a suitable letter should be used for "S" or "R".

iii. A transcriber's note must be included to call attention to this braille format and to specify the meaning of "S", "R", or other letters which may have been used. This note must be placed at the beginning of each braille volume in which this technique is used.

(1) *Statements*

1. DE bisects $\angle ACB$.
2. $\angle a = \angle b$.
3. FCB and DCE are straight lines.
4. $\angle x = \angle b$.
5. $\angle x = \angle a$.

Reasons

1. Given.
2. A bisector divides an angle into two equal angles.
3. Given.
4. If two straight lines intersect, the vertical angles are equal.
5. Substitution postulate.

Braille representation of the text above, showing a two-column layout for Statements and Reasons. The text is rendered in Braille characters, with a vertical line separating the two columns.

(in ink print, there is a Statement column and a Reason column)

(3) x-intercept



(4) xy-plane



e. When a mathematical expression cannot be kept on one braille line and must be divided between lines, the division must be made giving priority to the following items in descending order:

i. After a comma which occurs between items in an "enclosed list."

ii. Before a symbol of comparison.

iii. Before a symbol of operation.

iv. Before a fraction line.

v. Before the base-line indicator.

vi. Before a change-of-level indicator or within a superscript or subscript before one of the symbols listed above.

vii. Between factors which are enclosed within grouping symbols.

viii. After a termination indicator.

APPENDIX A

COMBINATIONS OF TYPE-FORM, ALPHABETIC,
AND CAPITALIZATION INDICATORS

LOWER-CASE LETTERS

Type-form	English letters	German letters	Greek letters	Greek Letter Alternative	Hebrew letters	Russian letters
Boldface	⠠ ⠠	⠠ ⠠	⠠ ⠠			⠠ ⠠ ⠠
Italic	⠠ ⠠	⠠ ⠠	⠠ ⠠			⠠ ⠠ ⠠
Ordinary	⠠ ⠠	⠠ ⠠	⠠ ⠠	⠠ ⠠	⠠ ⠠ ⠠	⠠ ⠠ ⠠
Sanserif	⠠ ⠠					
Script	⠠ ⠠	⠠ ⠠	⠠ ⠠		⠠ ⠠ ⠠	⠠ ⠠ ⠠

CAPITALIZED LETTERS

Boldface	⠠ ⠠ ⠠	⠠ ⠠ ⠠	⠠ ⠠ ⠠			⠠ ⠠ ⠠ ⠠
Italic	⠠ ⠠ ⠠	⠠ ⠠ ⠠	⠠ ⠠ ⠠			⠠ ⠠ ⠠ ⠠
Ordinary	⠠ ⠠ ⠠	⠠ ⠠ ⠠	⠠ ⠠ ⠠			⠠ ⠠ ⠠ ⠠
Sanserif	⠠ ⠠ ⠠					
Script	⠠ ⠠ ⠠	⠠ ⠠ ⠠	⠠ ⠠ ⠠			⠠ ⠠ ⠠ ⠠

APPENDIX B

INDEX OF BRAILLE SYMBOLS

The following is the list of 63 braille symbols arranged in their standard order. The separation of these symbols into the usual seven lines of braille is ignored, but each symbol is numbered in accordance with its rank in the list.

1		14		27		40		53	
2		15		28		41		54	
3		16		29		42		55	
4		17		30		43		56	
5		18		31		44		57	
6		19		32		45		58	
7		20		33		46		59	
8		21		34		47		60	
9		22		35		48		61	
10		23		36		49		62	
11		24		37		50		63	
12		25		38		51			
13		26		39		52			

The items in the INDEX OF BRAILLE SYMBOLS are "alphabetized" in accordance with the list of the 63 braille symbols above.

1	•• •• •• (dot 1)		Page
	•• •• ••	English a	22
		German ah	23
		Greek alpha	23
		Hebrew aleph	24
		Russian ah	25
	•• •• •• •• •• ••	amp (amplitude)	118
	•• •• •• •• •• •• •• •• •• •• •• •• •• ••	antilog (antilogarithm)	118
	•• •• •• •• •• ••	arc (arc)	119
	•• •• •• •• •• ••	arg (argument)	119
2	•• •• •• (dots 1-2)		
	•• •• ••	English b	22
		German beh	23
		Greek beta	23
		Russian beh	25
3	•• •• •• (dots 1-4)		
	•• •• ••	English c	22
		German tseh	23
		Greek sampi	23
		Russian tseh	25

3	⠠⠠ (Cont.)		Page
	⠠⠠ ⠠⠠ ⠠⠠ ⠠⠠ ⠠⠠	colog (cologarithm)	119
	⠠⠠ ⠠⠠ ⠠⠠	cos (cosine)	119
	⠠⠠ ⠠⠠ ⠠⠠ ⠠⠠	cosh (hyperbolic cosine)	119
	⠠⠠ ⠠⠠ ⠠⠠	cot (cotangent)	119
	⠠⠠ ⠠⠠ ⠠⠠ ⠠⠠	coth (hyperbolic cotangent)	119
	⠠⠠ ⠠⠠ ⠠⠠ ⠠⠠ ⠠⠠ ⠠⠠	covers (coversine)	119
	⠠⠠ ⠠⠠ ⠠⠠	csc (cosecant)	119
	⠠⠠ ⠠⠠ ⠠⠠ ⠠⠠	csch (hyperbolic cosecant)	119
	⠠⠠ ⠠⠠ ⠠⠠	ctn (cotangent)	119
	⠠⠠ ⠠⠠ ⠠⠠ ⠠⠠	ctnh (hyperbolic cotangent)	119
4	⠠⠠ (dots 1-4-5)		
	⠠⠠	English d	22
		German deh	23
		Greek delta	23
		Russian deh	25
	⠠⠠ ⠠⠠ ⠠⠠	det (determinant)	119
5	⠠⠠ (dots 1-5)		
	⠠⠠	English e	22
		German eh	23
		Greek epsilon	23
		Russian yeh	25

5	⠠⠠⠠ (Cont.)		Page
	⠠⠠⠠⠠⠠	erf (error function)	119
	⠠⠠⠠⠠⠠	exp (exponential)	119
	⠠⠠⠠⠠⠠⠠⠠	exsec (exsecant)	119
6	⠠⠠⠠ (dots 1-2-4)		
	⠠⠠⠠	English f	22
		German eff	23
		Greek phi	24
		Hebrew feh	24
		Russian eff	25
7	⠠⠠⠠⠠⠠ (dots 1-2-4-5)		
	⠠⠠⠠⠠⠠	English g	22
		German gheh	23
		Greek gamma	23
		Hebrew gimel	24
		Russian gheh	25
	⠠⠠⠠⠠⠠⠠⠠	grad (gradient)	119
8	⠠⠠⠠⠠⠠ (dots 1-2-5)		
	⠠⠠⠠⠠⠠	English h	22
		German hah	23
		Hebrew heh	24

8	⠠⠨⠠ (Cont.)		Page
		Russian khah	25
	⠠⠨⠠⠨⠠⠨⠠	hav (haversine)	119
9	⠠⠨⠠ (dots 2-4)		
	⠠⠨⠠	English i	22
		German ee	23
		Greek iota	24
		Russian ee	25
	⠠⠨⠠⠨⠠	im (imaginary part)	119
	⠠⠨⠠⠨⠠⠨⠠	inf (infimum)	119
10	⠠⠨⠠ (dots 2-4-5)		
	⠠⠨⠠	English j	22
		German yaht	23
		Hebrew yod	24
		Russian zeh	25
11	⠠⠨⠠ (dots 1-3)		
	⠠⠨⠠	English k	22
		German kah	23
		Greek kappa	24
		Russian kah	25

12	⠠⠨⠠⠨⠠⠨ (dots 1-2-3)		Page
	⠠⠨⠠⠨	English l	22
		German ell	23
		Greek lambda	24
		Hebrew lamed	24
		Russian ell	25
	⠠⠨⠠⠨⠠⠨	lim (limit)	119
	⠠⠨⠠⠨	ln (natural logarithm)	120
	⠠⠨⠠⠨⠠⠨	log (logarithm)	120
13	⠠⠨⠠⠨⠠⠨ (dots 1-3-4)		
	⠠⠨⠠⠨	English m	22
		German em	23
		Greek mu	24
		Hebrew mem	24
		Russian em	25
	⠠⠨⠠⠨⠠⠨	max (maximum)	120
	⠠⠨⠠⠨⠠⠨	min (minimum)	120
	⠠⠨⠠⠨⠠⠨	mod (modulo)	120
14	⠠⠨⠠⠨⠠⠨⠠⠨ (dots 1-3-4-5)		
	⠠⠨⠠⠨	English n	22
		German en	23



















14	⠠⠠⠠ (Cont.)		Page
		Greek nu	24
		Hebrew nun	24
		Russian en	25
15	⠠⠠⠠⠠⠠ (dots 1-3-5)		
	⠠⠠⠠	barbed right full arrowhead	146
		English o	22
		German oh	23
		Greek omicron	24
		Russian oh	25
	⠠⠠⠠⠠⠠	curved division sign on left, separation line above	160
	⠠⠠⠠		
	⠠⠠⠠	curved division sign on left, separation line below	161
	⠠⠠⠠⠠⠠		
	⠠⠠⠠⠠⠠	curved division signs on left and right, separation line below	161
	⠠⠠⠠⠠⠠		
16	⠠⠠⠠⠠ (dots 1-2-3-4)		
	⠠⠠⠠	English p	22
		German peh	23















16	⠠⠠⠠ (Cont.)		Page
		Greek pi	24
		Russian peh	25
17	⠠⠠⠠⠠⠠ (dots 1-2-3-4-5)		
	⠠⠠⠠	English q	22
		German koo	23
		Greek koph (or qoph)	26
		Hebrew koph	24
		Russian cheh	25
18	⠠⠠⠠⠠⠠ (dots 1-2-3-5)		
	⠠⠠⠠	English r	22
		German err	23
		Greek rho	24
		Hebrew resh	25
		Russian err	25
	⠠⠠⠠⠠⠠	re (real part)	120
19	⠠⠠⠠⠠⠠ (dots 2-3-4)		
	⠠⠠⠠	English s	22
		German ess	23
		Greek sigma	24
		Hebrew samekh	24

19	⠠⠠⠠ (Cont.)		Page
		Russian ess	25
	⠠⠠⠠⠠⠠	sec (secant)	120
	⠠⠠⠠⠠⠠⠠	sech (hyperbolic secant)	120
	⠠⠠⠠⠠	sin (sine)	120
	⠠⠠⠠⠠⠠⠠	sinh (hyperbolic sine)	120
	⠠⠠⠠⠠	sup (supremum)	120
20	⠠⠠⠠⠠⠠ (dots 2-3-4-5)		
	⠠⠠⠠	English t	22
		German teh	23
		Greek tau	24
		Hebrew teth	24
		Russian teh	25
	⠠⠠⠠⠠⠠	tan (tangent)	120
	⠠⠠⠠⠠⠠⠠	tanh (hyperbolic tangent)	120
21	⠠⠠⠠⠠⠠⠠ (dots 1-3-6)		
	⠠⠠⠠	English u	22
		German oo	23
		Greek upsilon	24
		Russian oo	25

			Page
22	⠠⠨⠨⠨⠨⠨⠨	(dots 1-2-3-6)	
	⠠⠨⠨		
		English v	22
		German fao	23
		Greek vau	26
		Hebrew veth	24
	⠠⠨⠨⠨⠨⠨⠨⠨⠨⠨⠨⠨⠨		
		vers (versine)	120
23	⠠⠨⠨⠨⠨⠨⠨	(dots 1-3-4-6)	
	⠠⠨⠨		
		English x	22
		German iks	23
		Greek xi	24
		Hebrew cheth	24
		Russian shchah	25
24	⠠⠨⠨⠨⠨⠨⠨⠨⠨	(dots 1-3-4-5-6)	
	⠠⠨⠨		
		English y	22
		curved right full arrowhead	146
		German ypsilon	23
		Greek psi	24
25	⠠⠨⠨⠨⠨⠨⠨	(dots 1-3-5-6)	
	⠠⠨⠨		
		English z	22
		German tset	23
		Greek zeta	23





















25	⠠⠨⠠ (Cont.)		Page
		Hebrew zayin	23
		Russian zeh	25
26	⠠⠨⠠⠨⠠⠨⠠⠨⠠ (dots 1-2-3-4-6)		
	⠠⠨⠠⠨⠠	curved left full arrowhead	(146
		factorial	! 152
		Greek chi	24
27	⠠⠨⠠⠨⠠⠨⠠⠨⠠⠨⠠ (dots 1-2-3-4-5-6)		
	⠠⠨⠠⠨⠠	blunted left full arrowhead	[146
		blunted right full arrowhead] 146
		general omission symbol	70
28	⠠⠨⠠⠨⠠⠨⠠⠨⠠⠨⠠ (dots 1-2-3-5-6)		
	⠠⠨⠠⠨⠠	left parenthesis	(122
29	⠠⠨⠠⠨⠠⠨⠠⠨⠠⠨⠠ (dots 2-3-4-6)		
	⠠⠨⠠⠨⠠	Greek stigma	23
		Hebrew tsadi	152
		single integral	∫ 25
		Russian yerih	
	⠠⠨⠠⠨⠠⠨⠠⠨⠠⠨⠠	double integral	∫∫ 152
	⠠⠨⠠⠨⠠⠨⠠⠨⠠⠨⠠⠨⠠	triple integral	∫∫∫ 153

29	(Cont.)		Page
		integral with superposed circle	\oint 153
		integral with superposed rectangle	\int_{\square} 153
		integral with superposed square	\int_{\square} 153
		integral with superposed infinity	\int_{∞} 153
			
30	(dots 2-3-4-5-6)		
		right parenthesis) 122
			
31	(dots 1-6)		
		dot, and times	• 128, 129
		Hebrew chaph	23
		dot within inclusion sign	\subset 140
		dot within reverse inclusion sign	\supset 140
		dot between bars of equals sign	$\bar{=}$ 140
32	(dots 1-2-6)		
		directly-over indicator (first order)	97
		index-of-radical indicator	108
		makes nearer arrowhead point up	145
		directly-over indicator (second order)	97
		upper limit	$\overline{\lim}$ 119
		upper integral	$\int^{\bar{}}$ 153

33	(dots 1-4-6)		Page
		directly-under indicator (first order)	97
		makes nearer arrowhead point down	145
		lower limit	<u>lim</u> 120
		lower integral	\int 153
		directly-under indicator (second order)	97
34	(dots 1-4-5-6)		
		Greek theta	23
		Hebrew thav	24
		opening simple-fraction indicator	75
35	(dots 1-5-6)		
		Greek eta	23
		Hebrew sin	24
		horizontal bar (macron)	— 98
		Russian shah	25
		bar over logical product	$\overline{\wedge}$ 138
		bar over and bar under logical product	$\overline{\wedge}$ 138
		bar over and equals sign under logical product	$\overline{=}$ 138
		bar over single tilde	\sim 139
		bar over double tilde	\approx 139

35	(Cont.)		Page
		bar over logical sum	$\overline{\vee}$ 139
		bar over and bar under logical sum	$\overline{\underline{\vee}}$ 139
		bar over and equals sign under logical sum	$\overline{\underline{=}}$ 139
		bar through inclusion sign	$\overline{\subseteq}$ 141
		bar through reverse inclusion sign	$\overline{\supseteq}$ 141
		bar over inclusion sign	$\overline{\subset}$ 138
		bar over reverse inclusion sign	$\overline{\supset}$ 138
		bar over less than sign	$\overline{<}$ or $\overline{<}$ 138
		bar over greater than sign	$\overline{>}$ or $\overline{>}$ 137
36	(dots 1-2-4-6)		
		Hebrew ayin	24
		Russian yah	25
		shape indicator	110
		arc concave upward	\frown 110
		circle	\bigcirc 111
		circle with interior dot	\odot 112
		circle with interior arrow pointing up	$\odot \uparrow$ 112
		circle with interior arrow pointing up followed by interior arrow pointing down	$\odot \uparrow \downarrow$ 112
		circle with interior arrow pointing down	$\odot \downarrow$ 112
		circle with interior arrow pointing down followed by interior arrow pointing up	$\odot \downarrow \uparrow$ 112

36	(Cont.)		Page
		circle with interior arrow pointing left	112
		circle with interior arrow pointing left over interior arrow pointing right	112
		circle with interior arrow pointing right	112
		circle with interior arrow pointing right over interior arrow pointing left	112
		circle with interior plus sign	112
		circle with interior minus sign	112
		circle with interior cross	112
		diamond	111
		ellipse (oval)	111
		parallelogram	111
		rhombus	111
		irregular hexagon	111
		intersecting lines	111
		is parallel to	111
		arrow barbed at right (contracted form)	98, 135
		right-pointing arrow (contracted form)	110
		is perpendicular to	111
		irregular pentagon	111
		quadrilateral	111
		rectangle	111
		star	☆ 52, 111, 130

36	(Cont.)		Page
		regular triangle (equilateral)	112
		acute triangle	113
		isosceles triangle	113
		obtuse triangle	113
		right triangle	114
		scalene triangle	114
		trapezoid	111
		arrow dotted at left (no barb)	98
		arrow dotted at left and barbed at right	98
		arrow dotted at both ends	98
		vertical two-way arrow	135
		arrow pointing up	135
		arrow pointing up followed by arrow pointing down	140
		arrow pointing up followed by boldface arrow pointing down	140
		boldface arrow pointing up followed by arrow pointing down	140
		boldface arrow pointing up followed by boldface arrow pointing down	140
		arrow pointing down	135
		arrow pointing down followed by arrow pointing up	140
		arrow pointing down followed by boldface arrow pointing up	140
		boldface arrow pointing down followed by arrow pointing up	140

36	(Cont.)		Page
		boldface arrow pointing down followed by boldface arrow pointing up	140
		angle	110
		arrow barbed at left	98
		left-pointing arrow	110
		arrow barbed at both ends	98
		horizontal two-way arrow	135
		arrow barbed at left and dotted at right	98
		arrow pointing left over boldface arrow pointing right	137
		arrow with hollow dot at right and barbed at left	98
		alternate exterior angles	113
		alternate interior angles	113
		complementary angles	113
		corresponding angles	113
		exterior angles	113
		interior angles	113
		adjacent angles	113
		obtuse angle	113
		right angle	113
		straight angle	113
		supplementary angles	113
		vertical angles	113

36

(Cont.)


Page



angle with interior arc



112



angle with interior clockwise arrow




112



angle with interior counterclockwise arrow




112



short arrow pointing right over long arrow pointing left




137



arrow barbed at right (uncontracted form)




98



arrow pointing right over arrow pointing left



137



arrow pointing right over boldface arrow pointing left



137



arrow dotted at right (no barb)



98



long arrow pointing right over short arrow pointing left



137



arrow with upper barb pointing right over arrow with lower barb pointing left



137



arrow with hollow dot at right (no barb)



98



square



111



square with interior dot



113



square with interior horizontal bar




113



square with interior vertical bar



113



square with interior northwest-southeast diagonal



113



square with interior diagonals



112



square with interior southwest-northeast diagonal



113



regular pentagon



111


















regular hexagon



111

36	(Cont.)		Page
		arc concave downward	110
		boldface arrow pointing left over arrow pointing right	137
		boldface arrow pointing left over boldface arrow pointing right	137
		boldface arrow pointing right over arrow pointing left	137
		boldface arrow pointing right over boldface arrow pointing left	137
		filled-in square	130
		arrow with hollow dot at left (no barb)	98
		arrow with hollow dot at left and barbed at right	98
		arrow with hollow dot at both ends	98
37	(dots 1-2-4-5-6)		
		closing cancellation indicator	73
		termination indicator	5, 6
38	(dots 1-2-5-6)		
		Russian yu	25
		straight left full arrowhead	146
		straight right full arrowhead	146
		vertical bar as a sign of grouping	123
		vertical bar (is a factor, divides)	130
		vertical bar (such that)	136
		double vertical bar	123

38	(Cont.)		Page
		vertical bar through shaft of arrow pointing left	← + 141
		vertical bar through shaft of arrow pointing right	+ → 141
39	(dots 2-4-6)		
		barbed left full arrowhead	← 145
		contraction for comma and optional space at superscript or subscript level	82
		opening cancellation indicator	73
		Russian eh	25
		curved division sign on right, separation line below	⏟ 161
40	(dots 2-4-5-6)		
		English w	22
		German veh	23
		Greek omega	24
		Hebrew vav	24
		Russian veh	25
41	(dot 2)		
		numeral 1	1 7
		literary comma	, 42
		dotted arrow shaft	... 145

(dots 2-3)

Page

numeral 2	2	7
semicolon	;	42

(dots 2-5)

colon	:	41
numeral 3	3	7



short single arrow shaft	—	145
--------------------------	---	-----



ordinary single arrow shaft	—	145
-----------------------------	---	-----



long single arrow shaft	—	145
-------------------------	---	-----



separation line (varying in length)	—	161
-------------------------------------	---	-----



dashed arrow shaft	-----	145
--------------------	-------	-----



horizontal fraction line in spatial arrangement (varying in length)	—	76
---	---	----



curved division sign on left, separation line above	⌋	160
---	---	-----



curved division signs on left and right, separation line above	⌋⌋	160
--	----	-----










curved division sign on right, separation line above	⌋	160
--	---	-----




















straight or slant division sign on left, separation line above	⌋ or ⌋	160
--	--------------	-----



43	⠠⠠⠠ (Cont.)			Page
	⠠⠠⠠ ⠠⠠⠠	straight division signs on left and right, separation line above		161
	⠠⠠ ⠠⠠			
	⠠⠠⠠ ⠠⠠⠠	straight or slant division sign on right, separation line above	 or 	160
	⠠⠠⠠			
44	⠠⠠⠠⠠⠠⠠ (dots 2-5-6)			
	⠠⠠⠠	numeral 4	4	7
		period	.	42
45	⠠⠠⠠⠠⠠ (dots 2-6)			
	⠠⠠⠠	numeral 5	5	7
	⠠⠠⠠⠠⠠	curved arrow shaft	 or 	145
46	⠠⠠⠠⠠⠠⠠ (dots 2-3-5)			
	⠠⠠⠠	exclamation point	!	42
		numeral 6	6	7
47	⠠⠠⠠⠠⠠⠠⠠ (dots 2-3-5-6)			
		numeral 7	7	7
		short double arrow shaft		145
	⠠⠠⠠⠠⠠⠠	ordinary double arrow shaft		145

47	(Cont.)		Page
		long double arrow shaft	145
		carried-number indicator for addition (varying in length)	161
48	(dots 2-3-6)		
		left outer quotation mark	42
		numeral 8	7
		question mark	42
49	(dots 3-5)		
		numeral 9	7
		wavy arrow shaft	145
50	(dots 3-5-6)		
		numeral 0	7
		right outer quotation mark	42
		right inner quotation mark	42
51	(dots 3-4)		
		negation sign	141
		horizontal simple fraction line	75
		is not parallel to	111
		is not perpendicular to <i>Not equal</i>	111
		it does not follow that	153
















				Page
52	⠠⠨⠠⠨⠠⠨ (dots 3-4-6)			
	⠠⠨⠠⠨	regular plus	+	129
	⠠⠨⠠⠨⠠⠨	plus or minus	±	130
	⠠⠨⠠⠨⠠⠨⠠⠨	regular plus followed by regular minus	+ -	130
	⠠⠨⠠⠨⠠⠨⠠⠨⠠⠨	regular plus followed by boldface minus	+ -	130
53	⠠⠨⠠⠨⠠⠨⠠⠨ (dots 3-4-5-6)			
	⠠⠨⠠⠨	closing simple-fraction indicator		75
	⠠⠨⠠⠨	numeric indicator		7
54	⠠⠨⠠⠨⠠⠨ (dots 3-4-5)			
	⠠⠨⠠⠨	radical (square root)	√	108
55	⠠⠨⠠⠨⠠⠨ (dot 3)			
	⠠⠨⠠⠨	apostrophe	'	41
	⠠⠨⠠⠨	prime	'	153
	⠠⠨⠠⠨⠠⠨	ellipsis	...	42
56	⠠⠨⠠⠨⠠⠨⠠⠨ (dots 3-6)			
	⠠⠨⠠⠨	hyphen	-	42
	⠠⠨⠠⠨	regular minus	-	129
	⠠⠨⠠⠨⠠⠨	minus or plus	±	129
	⠠⠨⠠⠨	short dash	-	42

56	(Cont.)		Page
		long dash	— 42
		regular minus followed by regular plus	— + 129
		regular minus followed by boldface plus	— + 129
57	(dot 4)		
		script-type indicator	36
		superposition indicator	97
		at	@ 152
		cent	¢ 152
		partial derivative (round d)	∂ 153
		membership (is an element of)	ε or Ε or ∈ 135
		crossed h	h 152
		pound sterling	£ 153
		barbed right upper arrowhead	↘ 146
		dollar sign	\$ 152
		curved right upper arrowhead	↷ 146
		curved left upper arrowhead	↶ 146
		universal quantifier (for all, for each, for every)	∀ or ∇ 153
		blunted left upper arrowhead	⌊ 146
		blunted right upper arrowhead	⌋ 146
		existential quantifier (there exists, for some)	∃ or ∩ 153
		existential quantifier (there exists uniquely, for exactly one)	∃ or ∩ 153






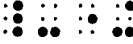















57	(Cont.)		Page
		left square bracket	[122
		right square bracket] 122
		cross (Cartesian product, multiplication sign)	× 137
		equivalence	≈ 129
		logical product (and, meet)	∧ 129
		bar under logical product	<u>∧</u> 138
		equals sign under logical product	<u>∧</u> 138
		simple tilde (is related to, is similar)	~ 136
		bar under single tilde	<u>~</u> 139
		double tilde	≈ 139
		bar under double tilde	<u>≈</u> 139
		equals sign under double tilde	<u>≈</u> 139
		equals sign under single tilde	<u>~</u> 139
		crossed d	d̄ 152
		general reference indicator	52
		straight left upper arrowhead	┌ 146
		straight right upper arrowhead	┐ 146
		barbed left upper arrowhead	└ 146
		reverse membership (contains the element)	∋ or ∋ or ∋ 136
		percent sign	% 153
		since (because)	∵ 153





















57	(Cont.)		Page
		logical sum (join, or)	∨ 129
		bar under logical sum	<u>∨</u> 139
		equals sign under logical sum	<u>=</u> 139
		asterisk	* 52, 128
		check mark	✓ 152
		Russian-letter indicator	22
		lower-case script Russian-letter indicator	208
		capital Russian-letter indicator	208
		capital script Russian-letter indicator	208
		upper left half-bracket	⌈ 123
		upper right half-bracket	⌋ 123
		upper-left enlarged half bracket	⌈ 123
		upper-right enlarged half bracket	⌋ 123
		lower-case script German-letter indicator	208
		left barred bracket	⌊ 123
		right barred bracket	⌋ 123
		capital script German-letter indicator	208
		left enlarged barred bracket	⌊ 123
		right enlarged barred bracket	⌋ 123
		lower-case script Greek-letter indicator	208
		crossed lambda	λ 152

57	(Cont.)		Page
		capital script Greek-letter indicator	208
		lower-case script English-letter indicator	208
		lower left half-bracket	L 123
		lower right half-bracket	J 123
		capital script English-letter indicator	208
		lower-left enlarged half-bracket	L 123
		lower-right enlarged half-bracket	J 123
		angstrom unit	Å 152
		paragraph mark	¶ 52, 129
		crossed R	R̄ 152
		single section mark	§ 52, 130
		double section mark	§§ 52
		enlarged left square bracket	[122
		enlarged right square bracket] 122
		extended tilde	~ 136
		lower-case script Hebrew-letter indicator	208
58	(dots 4-5)		
		elevates nearer arrowhead by 45 degrees	145
		superscript indicator	82
		superscript with superscript indicator	82
		superscript with superscript with superscript indicator	82

58	(Cont.)		Page
		superscript with superscript with subscript indicator	82
		superscript with subscript indicator	82
		superscript with subscript with superscript indicator	82
		superscript with subscript with subscript indicator	82
59	(dots 4-5-6)		
		boldface-type indicator	36
		filled-in shape indicator	110
		German-letter indicator	21
		punctuation indicator	110
		tally mark	153
		vertical line used in division arrangements (varying in length)	161
		identify (is congruent to, is identical with)	≡ 135
		ampersand (and, logical product)	& 128
		variation (varies as)	α 136
		back slash (divides, is a factor of)	\ 128
		caret (circumflex)	^ 99, 152
		inverted caret	v 99
		opening fractional-part-of-mixed-number indicator	75
		interior shape-modification indicator	110
		single dagger	† 52, 128

59	(Cont.)		Page
		boldface single vertical bar	123
		boldface vertical bar (end of proof)	153
		boldface double vertical bar	123
		straight or slant division sign on left, separation line below	or 161
		straight division signs on left and right, separation line below	161
		straight or slant division sign on right, separation line below	or 161
		synthetic division with straight line on left, separation line below	162
		synthetic division with straight line on right, separation line below	162
		question mark (as a modifier)	? 99
		empty set (represented by zero with vertical or oblique bar through it)	\emptyset or \oslash 152
		diagonal line or slash	/ 75
		diagonal fraction line	/ 128





















59	(Cont.)		Page
		boldface plus	+ 129
		boldface plus followed by regular minus	+ - 129
		boldface plus followed by boldface minus	+ - 129
		closing fractional-part-of-mixed-number indicator	75
		boldface minus	- 129
		boldface minus followed by regular plus	- + 129
		boldface minus followed by boldface plus	- + 129
		boldface left square bracket	[122
		boldface right square bracket] 122
		lower-case boldface Russian-letter indicator	208
		capital boldface Russian-letter indicator	208
		lower-case boldface German-letter indicator	208
		double dagger	‡ 52
		capital boldface German-letter indicator	208
		inclusion sign (is contained in, is a subset of)	⊂ 135
		bar under inclusion sign (is a subset of)	⊂̄ 138
		inclusion sign through equals sign	⊂= 141
		equals sign under inclusion sign (is a subset of)	⊂= 138
		lower-case boldface Greek-letter indicator	208
		boldface equals sign	= 135
		reverse inclusion sign (contains, implies)	⊃ 136

59	(Cont.)		Page
		bar under reverse inclusion sign	139
		reverse inclusion sign through equals sign	141
		equals sign under reverse inclusion sign	139
		capital boldface Greek-letter indicator	208
		lower-case boldface English-letter indicator	208
		capital boldface English-letter indicator	208
		capital German-letter indicator	208
		closing boldface type indicator for words, phrases, and mathematical statements	36
60	(dot 5)		
		base-line indicator	82
		multipurpose indicator	158
		less than sign (regular)	135
		bar under less than sign (is less than or equal to)	138
		nest of two less than signs with straight sides (is small compared with)	141
		less than sign followed by equals sign followed by greater than sign	140
		less than sign followed by greater than sign	140
		equals sign under less than sign (is less than or equal to)	138
		caret over horizontal bar	136
		dot under horizontal bar	137
		caret under horizontal bar (is perspective to, perspective correspondence)	138
		ratio sign (is to)	135

















60	(Cont.)		Page
		dot under simple tilde	137
		dot over equals sign (is approximately equal to)	136
		equilateral triangle over equals sign	136
		vertical bar over equals sign	136
		caret over equals sign	136
		inverted caret over equals sign	136
		question mark over equals sign	136
		degree sign over equals sign (is equal in degrees to)	136
		left-pointing caret over equals sign	136
		right-pointing caret over equals sign	136
		two dots over and two dots under equals sign	136
		dot over and dot under equals sign	136
		caret under equals sign (is projective to, projective correspondence)	136
61	(dots 4-6)		
		decimal point (American and Continental)	7
		first inner radical indicator	108
		Greek-letter indicator for standard letters	22
		Greek-letter indicator	22
		italic-type indicator	36
		shaded shape indicator	110
		structural shape-modification indicator	110













61	(Cont.)		Page
	$\cdot\cdot$	regular equals sign (is equal to)	135
	$\cdot\cdot\cdot\cdot$	equals sign over logical product	138
	$\cdot\cdot\cdot\cdot\cdot\cdot$	equals sign over and bar under logical product	138
	$\cdot\cdot\cdot\cdot\cdot\cdot\cdot\cdot$	equals sign over and equals sign under logical product	138
	$\cdot\cdot\cdot\cdot\cdot\cdot$	equals sign over single tilde	139
	$\cdot\cdot\cdot\cdot\cdot\cdot\cdot\cdot$	equals sign over double tilde	139
	$\cdot\cdot\cdot\cdot\cdot\cdot$	equals sign over logical sum	139
	$\cdot\cdot\cdot\cdot\cdot\cdot\cdot\cdot$	equals sign over and bar under logical sum	139
	$\cdot\cdot\cdot\cdot\cdot\cdot\cdot\cdot\cdot\cdot$	equals sign over and equals sign under logical sum	139
	$\cdot\cdot\cdot\cdot\cdot\cdot\cdot\cdot\cdot\cdot\cdot\cdot$	equals sign with superposed inclusion sign	141
	$\cdot\cdot\cdot\cdot\cdot\cdot\cdot\cdot\cdot\cdot\cdot\cdot$	equals sign with superposed reverse inclusion sign	141
	$\cdot\cdot\cdot\cdot\cdot\cdot\cdot\cdot$	equals sign over inclusion sign (is a subset of)	141
	$\cdot\cdot\cdot\cdot\cdot\cdot\cdot\cdot\cdot\cdot$	equals sign over reverse inclusion sign	139
	$\cdot\cdot\cdot\cdot\cdot\cdot\cdot\cdot$	equals sign over less than (is equal to or less than)	138
	$\cdot\cdot\cdot\cdot\cdot\cdot\cdot\cdot$	equals sign over greater than (is equal to or greater than)	137
	$\cdot\cdot\cdot\cdot$	left curly brace	123
	$\cdot\cdot\cdot\cdot\cdot\cdot\cdot\cdot$	empty set (represented by facing braces)	152
	$\cdot\cdot\cdot\cdot$	right curly brace	123
	$\cdot\cdot\cdot\cdot$	degree sign	152
	$\cdot\cdot$	hollow dot	128

61	(Cont.)		Page
		intersection sign (cap)	∩ 129
		bar under intersection sign	<u>∩</u> 138
		equals signs under intersection sign	<u>∩</u> 138
		del (nabla, gradient), inverted triangle	∇ 152
		greater than sign (regular)	> 135
		bar under greater than sign (is greater than or equal to)	≥ or ≧ 137
		greater than sign followed by less than sign	> < 140
		greater than sign followed by equals sign followed by less than sign	> = < 140
		nest of two greater than signs with straight sides (is large compared with)	➤ 141
		equals sign under greater than (is greater than or equal to)	≧ 137
		division sign (divided by)	÷ 128
		union sign (cup)	∪ 130
		bar under union sign	<u>∪</u> 140
		equals sign under union sign	<u>∪</u> 140
		number sign; crosshatch; tic-tac-toe; pounds (weight)	# 129
		minus with dot over (proper difference)	⋅ 129
		Greek-letter indicator for alternative letters	22
		lower-case italic Russian-letter indicator	208
		capital italic Russian-letter indicator	208
		lower-case italic German-letter indicator	208
		barred left brace	⎵ 123

61	(Cont.)		Page
		barred right brace	123
		capital italic German-letter indicator	208
		enlarged left barred brace	123
		enlarged right barred brace	123
		less than sign with curved sides	135
		nest of two less than signs with curved sides	141
		second inner radical indicator	108
		lower-case italic Greek-letter indicator	208
		left angle bracket (angular parenthesis)	123
		right angle bracket (angular parenthesis)	123
		greater than sign with curved sides	135
		nest of two greater than signs with curved sides	141
		third inner radical indicator	108
		capital italic Greek-letter indicator	208
		left enlarged angular parenthesis	123
		right enlarged angular parenthesis	123
		lower-case italic English-letter indicator	208
		capital italic English-letter indicator	208
		capital Greek-letter indicator	208
		left enlarged curly brace	123
		right enlarged curly brace	123

61	⠠⠠⠠ (Cont.)		Page
	⠠⠠⠠⠠⠠⠠	closing italic-type indicator for words, phrases, and mathematical statements	36
62	⠠⠠⠠⠠⠠⠠ (dots 5-6)		
	⠠⠠⠠	depresses nearer arrowhead by 45 degrees	145
	⠠⠠⠠	English-letter indicator	21, 208
	⠠⠠⠠	subscript indicator	82
	⠠⠠⠠⠠	left-pointing caret <	99
	⠠⠠⠠⠠	right-pointing caret >	99
	⠠⠠⠠⠠	proportion sign (as) ::	135
	⠠⠠⠠⠠	subscript with superscript indicator	82
	⠠⠠⠠⠠⠠⠠	subscript with superscript with superscript indicator	82
	⠠⠠⠠⠠⠠⠠	subscript with superscript with subscript indicator	82
	⠠⠠⠠⠠	subscript with subscript indicator	82
	⠠⠠⠠⠠⠠⠠	subscript with subscript with superscript indicator	82
	⠠⠠⠠⠠⠠⠠	subscript with subscript with subscript indicator	82
	⠠⠠⠠⠠	capital English-letter indicator	208
63	⠠⠠⠠ (dot 6)		
	⠠⠠⠠	single capitalization indicator	20
	⠠⠠⠠	mathematical comma (American and Continental) , ,	7
	⠠⠠⠠⠠	barbed right lower arrowhead ↘	146

63	(Cont.)		Page
		relation (is related to)	R 136
		curved right lower arrowhead	J 146
		curved left lower arrowhead	C 146
		blunted left lower arrowhead	[146
		blunted right lower arrowhead] 146
		infinity	∞ 152
		left enlarged parenthesis	(122
		right enlarged parenthesis) 122
		therefore (regular)	∴ 153
		opening complex-fraction indicator	75
		single enlarged vertical bar	123
		straight left lower arrowhead	[146
		straight right lower arrowhead] 146
		double enlarged vertical bar	123
		barbed left lower arrowhead	↙ 145
		left inner quotation mark	‘ 42
		horizontal complex fraction line	— 75
		closing complex-fraction indicator	75
		ditto mark	" 152
		left and right transcriber's grouping symbol	123
		right enlarged transcriber's grouping symbol	123

63	(Cont.)		Page
			
		left enlarged transcriber's grouping symbol	123
		opening boldface-type indicator for words, phrases and mathematical statements	36
		opening italic-type indicator for words, phrases and mathematical statements	36
		diagonal complex fraction line	/ 75
		sanserif type indicator	208
		lower-case sanserif English-letter indicator	208
		capital sanserif English-letter indicator	208
		double capitalization indicator	20
		Hebrew-letter indicator	208
		opening hypercomplex-fraction indicator	75
		horizontal hypercomplex fraction line	— 75
		closing hypercomplex-fraction indicator	75

GENERAL INDEX

	Section	Page
Abbreviations	VIII	54-61
Alignment in spatial arrangement	§178a	162
Capitalization with	§50	57
Capitalization indicator with	§22b	21
Contractions in	§53	59
English-letter indicator with	§51b	57
Followed by a period	§51a	57
In hyphenated expressions	§53	59
In superscripts and subscripts	§79c	90
Punctuation with	§38 (iv)	46
Runover of preceding or following numeral or letter	§195c	206
Spacing with	§54	59
Types of	§138a (iv)	133
Acronyms	§49a (iii)	55
Agencies, organizations, etc., initials of	§49a (v)	55
Geographic initials	§49a (iv)	55
Literary	§49a (i)	54
Model numbers, serial numbers, etc.	§49b	56
Measurement (of)	§49a (ii)	54
Personnel initials	§49a (iv)	55
Special	§49a (vi)	55
Words, phrases, or names (of)	§49a (vii)	56
With level indicators	§80c	94
Addition		
Carried number indicator in	§178d	165
Carried numbers in	§178d	165
Of Fractions	§178e	165
Of mixed numbers	§178f	166
Separation line in	§178c	165
Spatial arrangement for	§178	162
With level indicators	§185b (i)	184
Addition identifier		
With carried numbers in spatial arrangement for	§185b (i)	184
With spatial arrangement for	§185b (i)	184
Alignment		
In unified expressions	§184a	183
Of abbreviations in spatial arrangement	§178a	162
Of base-line indicators in spatial arrangement	§178g	166
Of comparison symbols in spatial arrangement	§179d	167
Of entries in determinants and matrices	§180c	171
Of fractions in spatial arrangements	§178a	162
Of mixed numbers in spatial arrangements	§178e	165
Of numeric symbols in spatial arrangement	§178f	166
Of operation symbols in spatial arrangement	§178a	162
Of polynomials in spatial arrangement	§178g	166
Of subscription indicators in spatial arrangement	§179d	167
Of subscripts in spatial arrangement	§180c	170
Of superscripts in spatial arrangement	§182a	178
Of subscription indicators in spatial arrangement	§178a	162
Of superscripts in spatial arrangement	§178g	166
Of subscripts in spatial arrangement	§179d	167
Of superscripts in spatial arrangement	§180c	170
Of subscription indicators in spatial arrangement	§182a	178

	Section	Page
Of superscript indicators in spatial arrangement	§178g	166
English (Roman)-letter	§179d	167
German-letter	§180c	171
Of superscripts in spatial arrangement	§178g	166
English (Roman)-letter	§179d	167
German-letter	§180c	171
Alphabetic indicators	IV	21-22
Lists of:		
English (Roman)-letter	IV	21
German-letter	IV	21
Greek-letter:		
For alternative forms of	IV	22
For standard letters	IV	22
Hebrew-letter	IV	22
Russian (Cyrillic)-letter	IV	27
Effectiveness of	§24b	27
English-letter, in/or with:		
Apostrophe-s combination	§27e	33
Comparison sign	§27f	33
Determinants and matrices	§26c	32
"Enclosed list"	§27d	33
Function name	§27a	32
Grouping signs and symbols	§27	32
Hyphenated expressions	§26b	30
Letters in diagrams	§28a	34
Letters in tables	§29	36
Letters, lowercase and uppercase	§30	36
Ordinal endings	§24a	26
Other than regular type	§28b	36
Other situations	§26a	29
Plural or possessive endings	§27g	34
Roman numerals	§28	34
Shape sign	§28b	36
"Short-form combinations"	§24b	27
"Single letters"	§26b	30
Typeforms	§27a-b	32
Non-use of	§27d-f	33
Use of	§27g	34
With type-form indicator	§26a	29
Alphabets	IV	21-36
Lists of:		
English (Roman)	§27	34
German	§26b	30
Greek:		
Standard	§27d-f	33
Alternative forms	§27g	34
Obsolete	§26a	29
Hebrew	§27	34
Russian (Cyrillic)	§26a	29
Alphabetic, capitalization, and type-form indicators, combinations of	App. A	208
Ampersand, as operation sign	§129	130
Ampersand, in literary context	§129	130
Angstrom unit, spacing with	§159	154
Apostrophe-s combination, English-letter indicator with	§27e	33
Apostrophe-s combination, formation of	§39	47
Arabic digits (Nemeth Code)	II	7
Arabic numerals, representation of	II	7
As in English Braille	7a	7
At corners of pages	7a	7
At ends of page-separation lines	7a	7
When "keying" technique is employed	7a	7
As in the Nemeth Code	7a	7

	Section	Page
Arc, as modifier	§95	104
Arrow		
As comparison sign	§140	142
As modifier	§96	104
Contracted form	§140	142
Arrows and arrowheads	XXI	145-151
List of arrow components	XXI	145-146
Arrowheads	§158	150
Boldface type, arrows in	§157	150
Components of	§153	147
Construction of	§154	147
Contracted form	§152	147
Description of	§158	150
Directions of	§155	157
Down-pointing	§155b	148
Left-pointing	§155a	147
Northeast	§155c	148
Northwest	§155c	148
Right-pointing	§155a	147
Shafts	§156	149
Southeast	§155c	148
Southwest	§156	148
Two-way, horizontal	§155a	147
Two-way, northwest-southeast	§155c	148
Two-way, southwest-northeast	§155c	148
Two-way, vertical	§155b	148
Types of	§155	150
Up-pointing	§155b	148
Asterisk, as operation sign	§130	131
At symbol, spacing with	§160	154
Bars, vertical	§124	126
Base-line indicator, alignment in spatial arrangement	§178g	166
Binomial coefficient	§179d	167
Boldface type	§180c	171
Operation sign in	§90	102
Comparison sign in	§35a-b	41
Vector in	§35a	41
Vertical bar in	§35b	41
Braille indicators	§176	158
List of	I	3-7
Adjacent to contraction or short-form word	§55a (i)	62
Concept of	§5	6
Punctuation associated with	§37 (i)	42
Spacing with	§6	7
Cancellation	XI	73
In subtraction, identifier with	§185b (i)	184
Necessity for showing individual cancellation of each item, when so represented in ink print	§60	73
Spatial arrangement for	§185b (i)	184
Spatial arrangement required, to show in braille	§60	73
Spatial arrangement for fractions with cancellation	§60	73
Cancellation indicators		
List of	XI	73
Closing	XI	73
Opening	XI	73
Use of	§60	73
Cap (intersection), as operation sign	§132	131
Capitalization	III	20-21
Capitalization indicators	III	20
Double	III	20
Effectiveness of	§22a, b	21
Non-use of	§21	21
Single	III	20
Use of	§20a	21
With abbreviations	§22b	21
With Roman numerals	§50	57
With words in formal proofs	§22b	21
With words in formal proofs	§18a	18
With words in formal proofs	§194a (ii-iii)	204
Capitalization, type-form, and alphabetic indicators, combinations of	App. A	208

	Section	Page		Section	Page		Section	Page
Caret			Contents page, numerals on	§7b	7	Ellipsis in	§43a	50
As modifier	§98	106	Contractions			English-letter indicator in	§183c	182
In spatial arrangement	§180d	172	Adjacent to grouping symbols	§55e	68	Enlarged grouping symbols	§26c	32
Spacing with	§161	154	<i>Be, enough, were, his, in, was,</i> non-use with grouping symbols	§55e	68	Fractions in	§183b(iv)	180
Carried numbers			Non-use of in function names of their abbreviations	§55b	64	Identifier with	§185b(iv)	186
In addition	§178d	165	Non-use of when likely to be mistaken for mathematical expressions	§55f	68	Keying technique with	§183b(v)	180
In addition, identifier with	§185b(i)	184	One-cell, whole-word alphabetic contractions, non-use of in contact with grouping symbols	§55e	68	Numeric indicator with	§39c	11
Cent, spacing with	§162	154	Punctuation with	§55e	68	Operation symbol with	§185b(iv)	186
Check mark, spacing with	§163	154	<i>St and th</i> , non-use of in ordinal endings	§55d	67	Punctuation symbol with	§185b(iv)	186
Colon, spacing with	§40	48	<i>To, into and by</i> , non-use of	§55c(i-xii)	64-67	Runover in	§183b(i-ii)	179
Comma (mathematical) American and Continental	II	7	Whole-or part-word for <i>and</i> , <i>for, of, the and with</i> , non-use of in contact with	§55e	68	Spacing with	§183	179
As a numeric symbol	§8b	8	grouping symbols	§55e	68	Spatial arrangement for	§185b(iv)	186
	§41b	49	With abbreviations	§53	59	Diagrams		
At base-line level, following superscripts and subscripts	§79b	90	Contractions and short-form words	IX	62-70	English-letter indicator with letters in	§29	36
Contracted form with subscripts	§78	88	Non-use of	§55a-f	62-69	Letters in	§29	36
Contracted form with superscripts	§78	88	Adjacent to a comparison symbol	§55a	62	Numerals in	§17	18
Contraction for comma and optional space in superscripts and subscripts, symbol for	XIII	82	Adjacent to hyphen	§55a	62	Digits, Arabic (Nemeth Code)	II	7
In spatial arrangements	§178a	162	Adjacent to dash	§55a	62	Displayed expressions	§188	190
	§179f	169	Adjacent to braille indicator	§55a(i)	62	Definition of	§188a	190
	§180d	172	Adjacent to numeric symbol	§55a(ii)	62	Identifier with	§188b	191
In superscripts and subscripts	§78	88	Adjacent to general omission symbol	§55a(iii)	62	Identifying letter with	§188b	191
	§79b	90	Adjacent to single letter or sequence of letters	§55a(iv-vi)	62	In non-spatial, itemized material, main divisions, linked	§191a(iii-iv)	194
Interior to numeral	§8b	8	Adjacent to modifier symbol	§55a(vi)	63	In non-spatial, itemized material, subdivisions, linked	§191b(iv-v)	196
Punctuation associated with	§37(xvii)	45	Adjacent to operation symbol	§55a(viii)	63	In text, linked, special margin requirements	§190b-c	193
Punctuation indicator with	§38(vi)	46	Adjacent to comparison symbol	§55a(ix)	63	Page references with	§188b	191
Spacing with	§41b	49	Use of	§55e	69	Runover of	§189b	192
Use of	§5a-b	7-8	Crossed d, spacing with	§164	155	Ditto mark, spacing with	§167	155
Use of literary	§34a	48	Crossed h, spacing with	§164	155	Division		
Use of mathematical	§41a	48	Crossed lambda, spacing with	§164	155	Blank line with	§180c	170
Comparison sign			Crossed R, spacing with	§164	155	Identifier with spatial arrangement for	§185b(ii)	186
English indicator with	§26b	30	Crosshatch, as operation sign	§130	131	Numeric indicator with	§180c	170
Comparison, signs and symbols of	XX	134-144	Cup (union), as operation sign	§132	131	Of polynomials	§180c	170
List of	XX	134-141	Dagger (single and double), as operation sign	§130	121	Separation line	§180c	170
Adjacent to contraction or short-form word	§55a	62	Dash			Spacing with remainder	§180e	174
	§55a(ix)	63	Adjacent to contraction or short- form word	§55a	62	Spatial arrangement for	§180	170
Alignment in spatial arrangement	§178a	162	As sign of omission	§57	70	Division symbol, in spatial arrangements	§180b	170
Arrows, as	§140	142	In superscripts and subscripts	§79f	91	Dollar symbol		
Contracted form, use of	§140	142	Punctuation associated with	§37(vii)	43	Spacing with	§162	154
Compounded				§37(xvii)	45	In spatial arrangement	§178b	162
By superposition	§150	143	Punctuation indicator with	§38(iii)	45		§179f	169
Horizontally	§149	143	Spacing with	§38(vi)	46		§180d	172
Multipurpose indicator, used with	§149	143	Spacing with adjacent hyphen	§42	51	Dot		
Vertically	§147	143	Decimal point (American and Con- tinental)	II	7	As modifier	§99	106
Identity	§141	142	As a numeric symbol	§8c	8	As operation sign	§135	132
In boldface type	§35a	41	In spatial arrangement	§178a	162	Effectiveness of capitalization indicators	§22a-b	21
Intersection	§148	143		§179f	169	Ellipsis		
Linked expressions, runovers of	§151	143	Multipurpose indicator with	§177(ii)	158	Definition of	§43a	50
Logical product	§148	143	Use of	§177(v)	159	Formation of	§43a	50
Logical sum	§148	143		§8a,c	7,8	In determinants and matrices	§43a	50
Membership	§142	142	Degree, spacing with	§165	155		§183c	182
Modified expressions	§146	143	Del (nabla)			In spatial arrangement	§183c	182
Multi purpose indicator with	§177(iv)	159	As sign of omission	§166	155	In superscripts and subscripts	§79f	91
Negation of	§139	141	Spacing with	§166	155	Punctuation associated with	§37(iv)	43
Proportion	§151	144	Determinants and matrices				§38(iii)	45
Punctuation associated with	§37(xiii)	44	Alignment of entries in	§183a	179	Spacing with	§43b	51
Relation	§143	142	Comparison symbol with	§185b(iv)	186		§183c	182
Ratio	§151	144				Embedded expressions	§188	190
Spacing with	§138a(i)	133				Definition of	§188a	190
	§151	143				Intext, linked	§190a	192
Tilde	§144	143				In text, non-linked	§190a	192
Union	§148	143				Empty set (null set, void set)	§128b	128
Variation	§151	144				Runovers in	§195b	206
Vertical bar	§145	143				Spacing with	§168	155
With determinants and matrices	§185b(iv)	186				"Enclosed list"		
With spatial fractions	§185b(iii)	186				Definition of	§10	13
With unified expression	§185b(iv)	186				English-letter indicator in	§27d	33
Compound expressions						English-letter indicator		
Type-form indicator with	§32a	37				With abbreviations	§51a-c	57
	§32a,c	37, 38				With Roman numerals	§18a,b	18
Type-forms of	§32c	38						

	Section	Page		Section	Page		Section	Page
Exclamation point	§44	51	Fractions	XII	75	Numeric indicator with	§9c	11
Exercises			Addition of	§178e	165	Punctuation associated with	§37 (xiv)	44
(See itemized materials)			Alignment in spatial arrangement	§178a	162	Spacing with	§128	127-128
Expressions				§178e	165	Empty set	§128b	128
(See Displayed expressions; Embedded expressions; Hyphenated expressions; Linked expressions; Modified expressions; Non-linked expressions; Unified expressions)			Comparison symbol with spatial arrangement for	§185b (iii)	186	To achieve alignment within		
Factorial sign	§44	51	Complex, definition of and rules for writing	§65	78	larged grouping symbols	§128a	127
Spacing with	§169	156	Continued			Transcriber's grouping symbols, use of	§125	126
Feet	§172	156	Definition of, and rules for writing	§69	80	Unified expressions, enlarged grouping symbols with	§126	126
Footnote			Identifier with	§185b (iii)	186	With hyphenated expressions	§120a	124
Denoted by numeral	§47	52	Hypercomplex, definition of and rules for writing	§67	78	Hollow dot, as modifier	§100	107
Placement of	§48c	54	Identifier with spatial arrangement for	§185b (iii)	186	Horizontal bar		
Runover of	§48c	54	In determinants and matrices	§183b (iv)	180	As modifier	§97b	105
Formal proofs			Multiplication of	§179d	167	Contracted form	§86b	100
Blank line with	§194a (i,iii-iv)	204	Mixed numbers, fractional part of, definition of and rules for writing	§64	78	With integral sign	§171	156
By step number and columnized			Operation symbol with spatial arrangement for	§185b (iii)	186	Horizontal bars, parallel	§89	102
Transcriber's note required with	§194c	205	Punctuation symbol with spatial arrangement for	§185b (iii)	186	Hyphen		
Capitalization indicator with words in	§194a (ii-iii)	204	Runovers of	§68a	78	Adjacent to contraction in short-form word	§55a	62
Format for	§194	204		§70a	80	In long numeral	§12	17
Given, Hypothesis, Prove, or Conclusion in	§194a (iii)	204		§70b	80	Numeric indicator with	§9f	12
Runover in	§194a (ii,iii)	204		§183b (iv)	180		§11d	16
	§194b (ii)	204	Simple, definition of and rules for writing	§69	80	Punctuation associated with	§37 (xvii)	45
"Statement" and "Reason", columns in	§194b	204	Spacing with	§183b (iv)	180	Punctuation indicator with	§38 (vi)	46
Theorem, Proposition, or Lemma in	§194a (ii)	204	Spatial arrangement for	§70a-b	80-81	Spacing with	§45	51
Type-form indicator with words in	§194a (iii)	204		§178e	165	Spacing with adjacent dash	§45	51
Format	XXV	184		§179d	167	With question mark as sign of omission	§57	70
For displayed and embedded expressions	§188	190	Subtraction of	§178e	165	Hyphenated expressions		
For formal proofs	§194	204	Function names and their abbreviations	XVII	118-122	Abbreviations in	§49a (ii)	54
For keying technique	§187	188	List of	XVII	118-120		§49a (vii)	56
For linked expressions	§189	191	Contractions in	§55-56	57-70		§53	59
For margins of narrative portions of text	§190	192		§116	120	Contractions and short-form words with	§56	69
For margins of non-spatial itemized material	§191	193	English-letter indicator in	§27a	32	English-letter indicator with	§26b	30
For margins of non-spatial itemized material in tabular form	§193	201	In superscripts and subscripts	§79d	91	Grouping symbols with	§120a	124
For margins of spatial itemized material in tabular form	§193	201	Modifiers with			Numeric indicator with	§9f	12
For runovers	§195	206	"Limit", upper or lower, symbols for	§118	120		§11d	16
For spatial arrangements	§185	184	"Limit", upper or lower, horizontal bar as modifier	§118	120	Runover of	§196d	206
For transcriber's notes	§185	188	Numeric subscripts with	§117	120	Type-form indicator with	§32c	38
Fraction indicators	XII	75	Punctuation associated with	§97 (xv)	45	Identifier for spatial itemized material		
Complex (opening and closing)	XII	75		§38 (v)	46	For addition	§185b (i)	184
	§66	78	Spacing with	§119	121	For carried number line	§185b (i)	184
Hypercomplex (opening and closing)	XII	75	General omission symbol	X	70	For determinants and matrices	§185b (iv)	186
	§68a-b	78-79	Adjacent to contraction or short-form word	§55a (iii)	62	For fractions	§185b (iii)	186
Mixed numbers, fractional part of (opening and closing)	XII	75	In work arranged spatially for computation	§57	70	For multiplication	§185b (i)	184
	§65	77	Punctuation associated with	§37 (vi)	43	For subtraction	§185b (i)	184
Simple (opening and closing)	XII	77	Use of	§57	70	For unified expressions	§185b (iv)	186
	§62a-b	76	Grouping, signs and symbols of	XVIII	122-128	With cancellation	§185b (i)	184
	§63a-b	76-77	List of	XVIII	122-123	Infinity, spacing with	§170	156
Fraction lines			Bars, vertical, as	§124	126	Inches	§172	156
Used with complex-fraction indicators (diagonal line or slash, horizontal)	XII	75	Brackets, boldface, as	§122	125	Index, numerals in	§7b	7
Used with fractional part of a mixed number (Diagonal line or slash, horizontal)	XII	75	Contractions adjacent to	§55e	68	Identity, as comparison sign	§141	142
Used with hypercomplex-fraction indicators (horizontal)	XII	75	Determinants and matrices, enlarged grouping symbols with	§126	126	Indicators, special braille		
Used with simple-fraction indicators (diagonal line or slash, horizontal)	XII	75	Empty set, spacing of grouping signs and symbols with	§128b	128	Alphabetic	IV	21
Used with spatial arrangement (horizontal—varying in length)	XII	75	English-letter indicator with	§28a	34	Braille	I	3
			Enlarged			Cancellation	XI	73
			Non-use of	§127	127	Capitalization	III	20
			Use of	§126	126-127	Fractions	XII	25
			Half-brackets	§123	125	Modification	XIV	97
			Horizontal grouping signs	§121	125	Multipurpose	XXIII	158
			Linked expressions, runovers of	§121a	124	Numeric	II	7
						Radical	XV	108
						Reference, General	VII	52
						Shape	XVI	110
						Superscript and Subscript Level	XIII	82
						Type-form	V	36
						Integral		
						Horizontal bar with	§171	156
						Modified	§171	156
						Spacing with	§171	156
						Interior shape-modification indicator, numeric indicator with	§93	12
						Intersection (cap)		
						As comparison sign	§132	131
						As operation sign	§132	131

	Section	Page		Section	Page		Section	Page
Italic type			Literary termination symbol, with			Spatial arrangement for	\$178f	166
Type-face indicator for	V	36	type forms	\$32c	39		\$179d	167
Use of in this Code	\$2d	1		\$32c	38	Model numbers	\$49b	56
Itemized material, non-spatial	\$191a-c	193-198	Logical product	\$32d	39	Modification indicators	XIV	97
Main divisions	\$191a (i-ii)	193	As comparison sign	\$148	143	By superposition	\$93	99
Displayed expression, linked,			As operation sign	\$133	131	Modified expressions		
special margin			Logical sum			Comparison sign	\$146	143
requirements	\$191a (iii-iv)	194	As comparison sign	\$148	143	Components of	\$86a	99
Instructions and blank line			As operation sign	\$133	133	Five-step rule for transcrib-		
with	\$191a (v)	194	Long numerals			ing	\$86a	99
Subdivisions	\$191c	198	Hyphen in	\$12	17	In superscripts and subscripts	\$80b	93
	\$191b (i-ii)	195	Numeric indicator in	\$12	17		\$91	103
	\$191b (iii)	196	Runover of	\$12	17	Integral as	\$171	156
Instructions and blank line			Margins			Interior arranged horizontally	\$111b	116
with	\$191b (vi)	196	For displayed expressions	\$190b	193	Interior shape arranged		
Displayed expression, linked,			For linked expressions	\$190c	193	vertically	\$111c	116
special margin			For narrative portions of text	\$190	192	Multipurpose indicator with	\$177 (i)	158
requirements	\$191v (iv-v)	196	For non-spatial itemized			Plurals of	\$92	103
Tabular form	\$193a	201	material	\$191	193	Punctuation associated with	\$37 (xi)	44
Blank line with	\$193a (ii)	201	For spatial itemized material	\$192	199	Runovers of	\$93	103
Instructions with	\$193b	202	For spatial and non-spatial itemized			Single letter or numeral with		
Spacing with	\$193a (iv)	201	materials arranged in			horizontal bar	\$86b	100
Itemized material, runover of ins-			tabular form	\$193	201	Modifiers	XIV	97-107
tructions with	\$191a (v)	194	Mathematical statements			List of those commonly used	XIV	98-99
	\$191b (vi)	196	Type-form indicators with	\$33b	40	Arc, as	\$95	104
Itemized material, spatial	\$192a-b	199-201	Membership, as a comparison sign	\$142	142	Arrow, as	\$96	104
Definition of	\$191	193	Minus or plus	XIX	129	Arrow, contracted form	\$96	104
Main divisions, with	\$192a	199	As operation sign	\$134	132	Bar, horizontal, as	\$97a-b	105
Instructions and blank line			Minus symbol	XIX	129	Bar, horizontal, over or under		
with	\$192a	199	As operation sign	\$134	132	function (limit)	\$97c	106
Subdivisions, with	\$192b	200	In spatial arrangement	\$178a-b	162	Bar, horizontal, over or under		
Instructions and blank line			Numeric indicator with	\$9a	9	integral sign	\$97c	106
with	\$192b	200		\$9b-c	9	Bar, horizontal, parallel	\$89	102
Tabular form	\$193a	201	Minutes	\$172	172	Bar, horizontal, with sign of com-		
Blank line with	\$193a (ii)	201	Miscellaneous signs and symbols	XXII	152-158	parison	\$97a	105
	\$193b	202	List of	XXII	152-158	Binomial coefficient	\$90	102
	\$193b	202	Angstrom unit	\$159	154	Caret, as	\$98	106
Spacing with	\$193a (iv)	201	At	\$160	154	Contractions and short-form		
	\$193b	202	Caret	\$161	154	words in	\$55a (vi)	63
Keying technique	\$187	188	Cent	\$162	154	Definition of	\$85	99
Alphabetic key	\$187a	188	Check mark	\$163	154	Direct superscripts and subscripts	\$76	86
Arrangement of keyed items	\$187c	189	Crossed d	\$164	155	Dot, as	\$99	106
Numeric key	\$187b	188	Crossed h	\$164	155	Dot, hollow, as	\$100	107
Transcriber's grouping symbols			Crossed lambda	\$164	155	Dot, recurring sequence	\$99a	106
with	\$187c	189	Crossed R	\$164	155	Horizontal bar	\$118	120
With determinants and			Degree	\$165	155	Interior	\$94	104
matrices	\$183b (v)	180	Del (nabla)	\$166	155	Of higher order	\$87	101
Labeled statements, type-form in-			As sign of omission	\$166	155	Of second order	\$87a	101
dicators with	\$33a	39	Ditto mark	\$167	155	Question mark, as	\$101	107
Letters, lowercase and uppercase			Dollar	\$162	154	Simultaneous	\$88	102
English-letter indicator with	\$24a	26	Empty set (null set, void set)	\$168	155	Tilde as	\$102	107
In diagrams	\$29	36	Factorial	\$169	156	With function names and their		
In non-decimal base			In non-decimal base numerals	\$13c	17	abbreviations	\$118	120-121
numerals	\$13a-b	17	Infinity	\$170	156	Multiplication		
In tables	\$30	36	Integral	\$171	156	Cross	\$135	132
Type-form indicator with	\$32a	37	As modified expression	\$171	156	Dot	\$135	132
	\$32d	39	Horizontal bar with	\$171	156	Identifier with spatial arrange-		
Linked expressions	\$189	191	Modified	\$171	156	ment for	\$185b (i)	184
Criteria for special margin re-			Spacing with	\$171	156	In spatial arrangement	\$179b	166
quirements	\$189b	192	Null set (empty set, void				\$181	177
Definition of	\$189a	191	set)	\$168	155	Of fractions	\$179d	167
Definition of "anchor" in	\$189a	191	Partial derivative	\$164	155	Of mixed numbers	\$179d	167
Definition of "link" in	\$189a	191	Percent	\$162	154	Of non-decimal base numerals	\$179e	168
In non-spatial itemized material			Pound (sterling)	\$162	154	Of polynomials	\$179d	167
Main divisions, displayed, spec-			Prime	\$172	156	Separation line in	\$179c	166
ial margin require-			Spacing with	\$172	156	Spatial arrangements for	\$179	166
ments	\$191a (iii-iv)	194	Punctuation associated with	\$37c (vi)	45		\$185b (i)	184
Subdivisions, displayed, spec-			Quantifiers	\$173	157	Multipurpose indicator	XXIII	158
ial margin			Since	\$174	157	Between letter and numeric indi-		
requirements	\$191 (iv-v)	196	Spacing with	\$159-176	154-158	cator	\$180e	174
In text			Tally marks	\$175	157-158	Between letter and numeric		
Displayed, special margin re-			Runovers of	\$175	157	symbol	\$177 (ii)	158
quirements	\$190b-c	193	Therefore	\$174	157	Between numeric subscript and		
Embedded	\$190a	192	Vertical bar, boldface	\$176	158	base-line numeral	\$177 (iii)	159
Margins for	\$189b	192	Spacing with	\$176	158	Use of	\$177	158-160
	\$190c	193	Void set (empty set, null set)	\$168	155	With comparison symbols compound-		
	\$191a (iv)	194	Mixed numbers	\$64	77	ed horizontally	\$149	143
	\$191b (v)	196	Addition of	\$178f	166		\$177 (iv)	159
Runovers of	\$120a	124	Alignment in spatial arrange-			With decimal point	\$177 (ii)	158
	\$188b	133	ment	\$178f	166		\$177 (v)	159
	\$151	143	Multiplication of	\$179d	167	With modified expression	\$177 (i)	158
	\$189b	192						

Section	Page	Section	Page	Section	Page
With modified expressions in super- scripts and subscripts	§80b 93	Punctuation of	§18d 20	Represented by hyphen	§57 70
With operation symbol	§177 (viii) 160	Spacing with	§19 20	Represented by question mark	§57 70
With operation symbols compounded horizontally	§184 132	Type-form indicators with	§32a-c 37-38	Spacing with	§59 73
With shape with interior modifiers arranged horizontally	§137 133	with	§32a 41	Spacing with shape symbols representing	§138a (iii) 133
With shape symbol	§177 (viii) 160	Type-forms of	§32b 38	Operation signs and symbols	§115b 117
With tilde compounded horizon- tally	§177 (ix) 160	With plural and possessive endings	§39 47	List of	XIX 128-134
Negation of comparison signs	§139 141	Numeric indicator	II 7	Adjacent to contraction or short-form word	§55a (viii) 63
Non-decimal base numerals	§13 17	After an asterisk	§9d 11	Alignment in spatial arrange- ment	§178a 162
Numeric indicator in	§13d 17	After crosshatch	§9d 11	§178g 166
Multiplication of	§179e 168	After general reference indicator	§9d 11	§179d 167
Representation of	§13 17	After a hyphen	§9f 12	§180c 171
Spatial arrangement for	§179e 168	After interior shape- modification indicator	§11d 16	In boldface type	§182a 178
Transcriber's note with	§13d 17	After left grouping symbol	§9e 12	Multiplication dot	§35a 41
Non-linked expressions in text, embedded	§190a 192	After opening transcriber's grouping symbol	§9c 11	Multipurpose indicator with	§135 132
Runover of	§11e 16	After paragraph mark	§9g 13	§177 (viii) 160
Non-spatial itemized material Definition of	§191a 193	After punctuation mark	§9d 11	Punctuation associated with	§37 (xiii) 44
Margins for	§191 193	After reference symbol	§9b 9	With determinants and matrices	§185b (iv) 186
Margins for displayed expressions in	§191 (iii) 194	After section mark	§9d 11	With spatial fractions	§185b (iii) 186
Margins for displayed expressions in subdivisions	§191a (iv) 196	After a space	§9d 9	With unified expression	§185b (iv) 186
Margins for instructions apply- ing to	§191a (v) 194	After transition from non-regular to regular type within the same numeral	§9a 9	Ordinal endings	§14 18
Margins for linked expressions	§191a (iv) 194	At beginning of braille line	§9e 12	Contractions in	§55d 67
Margins for linked expressions in subdivisions	§191b (v) 196	Commas as	§9a 9	English-letter indicator with	§28b 36
Margins for main divisions only	§191a (i) 193	As part of an "enclosed list"	§8b 8	Punctuation associated with	§37 (ix) 42
Margins for main divisions and subdivisions	§191b (i) 195	Decimal point as	§8c 8	Orientation to the Nemeth Code	1-2 1
Margins for subdivisions	§191b (ii) 195	General	§11a 14	Description of	§1 1
Paragraphing in	§191a (ii) 194	In long numerals	§11e 16	Interpretation of	§3 2
Paragraphing in subdivisions	§191b (iii) 196	In partitioned numerals	§12 17	Italic type, use of in Code	§2d 1
Non-technical text, definition of	§4a 2	In spatial arrangements	§1c 15	Organization of	§2 1
Non-Use of English-letter indicator with abbreviations	§51c 58	Non-use of	§11b 15	Sign, definition of	§2e 1
Null set (empty set, void set), spacing with	§168 155	Use of	§11a-e 9-14	Symbol, definition of	§2c 1
Number sign, as operation sign	§130 131	With alignment of a system of equations	§9a-g 9-14	Texts, definition of Non-technical	§4a 2
Numerals Comma interior to	§8b 9	With determinants and matrices	§11b 15	Partially technical	§4b 2
English Braille numerals, use of	§7b 7	With division	§9c 11	Technical	§4c 2
In diagrams	§17 18	With hyphen	§180c 170	Paragraph mark, as operation sign	§130 131
Numeric indicator with	§17 18	With minus symbol	§11d 16	Parallel horizontal bars	§89 102
In indices	§7b 7	With numerals	§9a 9	Partial derivative, spacing with	§164 155
In table entries	§17 18	With numerals in diagrams	§9b-c 11	Partially technical text, definition of	§4b 2
Long	§12 17	With numerals in table entries	§16 18	Partitioned numerals, numeric indicator in	§11c 15
Hyphen in	§12 17	With numerals partitioned into segments	§17 18	§11c 15
Numeric indicator in	§12 17	With problems aligned for computation	§11c 15	Percent	§162 154
Runovers of	§12 17	With transcriber's grouping symbols	§11b 15	Plural and possessive endings	§15 18
Non-decimal base numerals	§13 17	With type-form indicators	§9g 13	English-letter indicator with	§28b 36
Letter in	§18a,b 17	§9e 12	In superscripts and subscripts	§80c 94
Miscellaneous signs and symbols in	§13c 17	§11a 14	Punctuation associated with	§37 (ix) 43
Numeric indicator in	§13d 17	§32b-c 39	With numerals	§15 18
Representation of	§13 17	Numeric signs and symbols	II 7-20	Plus, in spatial arrangement	§178a-b 162
Transcriber's note in	§13 17	List of	II 7	Plus followed by minus, as operation sign	§184 132
On contents page	§7b 7	Numeric subscripts, multipurpose indicator with	§177 (iii) 159	Plus or minus, as operation sign	§184 132
On title page	§7b 7	Numeric symbols	II 7	Polynomials Alignment in spatial arrange- ments	§178g 166
Ordinal endings of (see §55d) Partitioned numerals, numeric indicator in	§11 15	Adjacent to contraction or short- form word	§55a (ii) 62	§179d 167
Roman numerals	§18 18	Alignment in spatial arrangement	§178a 162	§179d 167
As "single letters"	§18b 19	§179a 166	Division of	§180c 170
Capitalization indicator with	§18a 18	§180a 170	Multiplication of	§179d 167
Capitalized	§22b 21	§182a 178	Spatial arrangement for	§178g 166
English-letter indicator with	§18a-b 18	In superscripts and subscripts	§79b 90	§179d 167
Lower-case	§18b 19	Multipurpose indicator with	§177 (ii) 158	§180c 170
		Punctuation associated with	§37 (ii) 43	Subtraction of	§178g 166
		§38 (ii) 45	Pound (sterling), spacing with	§162 154
		Spacing with	§41b 49	Pound (weight), sign as operation sign	§180 170
		Omission symbol, general	X 70	§178g 166
		Omissions	X 70	Primes In addition to superscript and subscript	§83 96
		In work arranged spatially for computation	§58 71	Spacing with	§172 156
		Represented by blank space	§57 70	Proofs for geometry (see Formal Proofs) Proportion	§151 (x) 144
		Represented by dash	§57 70		
		Represented by del	§166 155		

Section	Page	Section	Page	Section	Page
Punctuation		With punctuation mark at beginning of braille line	§38(i) 45	Sanserif type, type-face indicator	V 36
Comma at base-line level following subscripts and superscripts	§79b 90	With sequence of punctuation marks	§38(vii) 47	for	V 36
Comma in superscripts and subscripts	§78 88	Punctuation marks	VI 41-42	Script type, type-face indicator for	V 36
Followed by numeric indicator	§79b 90	List of	VI 41-42	Seconds	§172 156
Following abbreviations	§51a 57	Punctuation indicator with sequence of	§38(vii) 47	Serial numbers	§49b 56
Following superscripts or subscripts	§79b 90	Punctuation signs and symbols	VI 41	Separation line	
Modes of, mathematical and literary	§36 42	List of	VI 41-42	In addition	§178c 162
Of abbreviations	§52 59	Quantifiers, spacing with	§173 157	In division	§178d 165
Of Roman numerals	§18d 20	Question mark		In multiplication	§180c 170
With contractions	§55e 68	As modifier	§101 107	In spatial arrangement	§179c 166
With determinants and matrices	§185b(iv) 186	As sign of omission	§57 70		§178c 162
With reference signs and symbols	§48a 53	Radical Indicators	XV 108		§179c 166
With spatial fractions	§185b(iii) 186	List of	XV 108		§180c 170
With unified expressions	§185b(iv) 186	Radicals	XV 108-110		§181 177
Punctuation Indicator	VI 41	Contractions and short-form words in	§55a(vii) 63		§182b 178
Between comma and punctuation mark	§37(xvii) 45	Index of	§104 109		§181 177
Between comparison symbol and punctuation mark	§37(xiii) 44	Nested	§105 109		§178c 162
Between dash and punctuation mark	§37(iv) 43	Punctuation associated with	§37(xii) 44	Shapes	XVI 110-118
	§38(iii) 45	Simple	§103 108	List of indicators and symbols	XVI 110-114
Between ellipsis and punctuation mark	§37(xvii) 45	Square root	§103 108	Basic, definition of	§106 114
	§38(iii) 45	Ratio	§151(xi) 144	Basic, representation of	§106 114
Between English Braille numeric symbol and punctuation mark	§38(ii) 45	Reference Indicator General	VII 52	Contractions in shape	
Between function name and punctuation mark	§37(xv) 45	Followed by numeral	§47 52	modification	§110 115
	§38(v) 46	Use of	§47 52	Drawn-in by transcriber	§113 116
Between general omission symbol and punctuation mark	§37(vi) 43	Reference signs and symbols	§VII 52-54	English-letter indicator with	§27b 32
Between grouping symbol and punctuation mark	§37(xiv) 44	List of	VII 52	Filled-in and shaded	§108 114
Between hyphen and punctuation mark	§37(xvii) 45	Numeric indicator with	§9d 11	In superscripts and subscripts	§79d 91
Between miscellaneous symbols and punctuation mark	§37(xvi) 45	Punctuation associated with	§37(v) 43	Modified by superposition	§112 116
Between modified expression and punctuation mark	§37(xi) 44	§48a 52		Multipurpose indicator	
Between non-numeric subscripts or superscripts and punctuation mark	§37(x) 44	Representation of	§46 52	with	§177(viii) 160
Between numeric symbol and punctuation mark	§37(ii) 43	Spacing with	§48a-b 53-54	Omissions, represented by symbols of shape	§115b 117
Between operation symbol and punctuation mark	§37(xiii) 44	Relation, as comparison sign	§143 142	Other than basic	§107 114
Between an ordinal ending and punctuation mark	§37(ix) 43	Roman numerals		Other than basic, transcriber's note required with	§107 114
Between plural or possessive endings and punctuation mark	§37(ix) 43	Capitalization indicator with	§22b 21	Plurals of	§114 116
Between radical symbol and punctuation mark	§37(xii) 44	English-letter indicator with	§24b 27	Polygons, irregular, transcriber's note required with	§109 115
Between reference symbol and punctuation mark	§37(v) 43		§28c 36	Polygons, regular	§109 115
Between Roman numeral and punctuation mark	§37(iii) 43	Punctuation associated with	§37(iii) 43	Punctuation associated	
Between a sequence of letters and punctuation mark	§37(viii) 43	(See also Numerals)		with	§37(xiii) 44
Between a "single letter" and punctuation mark	§37(vii) 43	Runovers	§195 206-207	Spacing with	§115a-d 117-118
Between a space and punctuation mark	§38(i) 45	In determinants and matrices	§183b(i-ii) 179	Spacing with shape symbols	
Between symbol of shape and punctuation mark	§37(xiii) 44	In "enclosed list"	§11a 14	representing comparison signs and symbols	§115c 118
Between word or abbreviation and punctuation mark	§38(iv) 46	In formal proofs	§194a(ii-iii) 204	representing operation signs and symbols	§115c 118
Non-use of	§38 45-47	In text material	§194b(ii) 204	With interior modifications, List of	XVI 112-113
Preceding comma	§38(vi) 46	In transcriber's notes	§195a 206		§111 115
Preceding dash	§38(vi) 46	Of abbreviation and its preceding or following numeral or letter	§195c 206	With interior modifiers arranged horizontally	§111b 116
Preceding ellipsis	§38(vi) 46	Of displayed expression	§189b 192	With interior modifiers arranged vertically	§111c 116
Preceding hyphen	§38(vi) 46	Of footnotes	§48c 54	With interior "s"	§114 116
Use of	§38-42 42-45	Of fractions	§70a 80	With structural modifications	
			§183b(iv) 180	List of	XVI 113-114
			§68a 78		§110 115
			§195d 206	With structural modification (not listed), transcriber's note required	§110 115
			§191a(v) 194	"Short-form combinations"	
			§191b(vi) 196	Definition of	§25b 29
			§193b 133	English-letter indicator with	§24b 27
			§151 143		§27a-b 32
			§12 17		§27d-f 33
			§86a 99		§27g 34
			§93 103	Sign, ink-print, definition of	§2c 1
			§11e 16	Simultaneous modifiers	§88 102
			§175 157	Since symbol, spacing with	§174 157
			§190a 192	"Single letters"	
			§195e 207	Definition of	§25a 27
			§193b(i-ii) 179	English-letter indicator with	§26b 30
			Transcriber's enlarged grouping symbol with		§27a-b 32
			§184b 184		§27d-f 33
			With compounded operation symbols		§27g 34
			§134 132	Punctuation associated with	§37(vii) 43
			(See also Displayed expressions, Embedded expressions, Linked expressions, Non-linked expressions, Itemized materials)	Slash, as operation sign	§136 132
				Space, punctuation following	§38(i) 45

	Section	Page		Section	Page		Section	Page
Spacing			With unified expressions	§184a	183	For polynomials	§178g	166
Between Hyphen and adjacent			With vertical bar, boldface	§176	158	For square root	§179d	167
dash	§45	51	With vertical line in division	§180f	175	§180c	170	
To achieve alignment	§19	20		§182b	178	§181	177	
	§80d	94	Spatial arrangements	XXIV	160-164	For subtraction	§178	162
To achieve alignment within			List of format symbols	XXIV	160-162	§185b(i)	184	
enlarged grouping symbols	§128a	127	Alignment of abbreviations in	§178a	162	For synthetic division	§182	178
To partition a numeral	§19	20	Alignment of base-line indicator			For unified expressions	§185b(iv)	186
With abbreviations	§138a(iv)	133	in	§178g	166	Format for	§185	184
	§64	60	§179d	167		Identified by number or letter	§185b	184
With angstrom unit	§159	154	§180c	171	In itemized material in tabular			
With at symbol	§160	154	Alignment of comparison symbols			form	§193a	201
With braille indicators	§6	7	in	§178a	162	§193b	202	
With caret	§161	154	Alignment of fractions in	§178a	162	In itemized material with main		
With cent	§162	154	§178e	165	divisions	§192a	199	
With check mark	§163	154	Alignment of mixed numbers in	§178f	166	In itemized material with		
With colon	§40	48	in	§178a	162	subdivisions	§192b	200
With comma as numeric			§179a	166	Minus in	§178a-b	162	
symbol	§41b	49	§180a	170	Multiplication symbol in	§179b	166	
With comparison symbols	§151	143	§182a	178	§181	177		
	§138a(i)	133	Alignment of operation			Numeric indicator in	§11b	15
With crossed d	§164	155	symbols in	§178a	162	Placement of	§185c	188
With crossed h	§164	155	§178g	166	Placement of identifier in	§185b	184	
With crossed lambda	§164	155	§179d	167	In cancelled subtraction	§185b(i)	184-185	
With crossed R	§164	155	§180c	171	For carried numbers	§185b(i)	184-185	
With dash	§42	50	§182a	178	In determinants and			
	§138a(ii)	133	Alignment of polynomials in	§178g	166	matrices	§185b(iv)	186
With degree	§165	155	§179d	167	In division	§185b(ii)	186	
With del (nabla)	§166	155	§180c	170	In fractions	§185b(iii)	186	
With determinants and			§179e	168	In unified expressions	§185b(iv)	186	
matrices	§183	179	Alignment of subscripts in			Placement of side by side problems		
With ditto mark	§167	155	indicators in	§179e	168	in	§185	187
With division remainder	§180e	174	§180c	171	Placement of, with identifier	§185b	184	
With dollar	§162	154	Alignment of superscripts in	§178g	166	Placement of, with page		
With ellipsis	§43b	51	§179d	167	numbers	§185a	184	
	§183a(iii)	133	§180c	171	Plus in	§178a-b	162	
	§183c	182	Alignment of superscript			Preceding or following page-		
With empty set (null set, void			indicators in	§178g	166	change line	§185a	184
set)	§168	155	§179d	167	Blank cells in	§185a	184	
With factorial	§169	156	Blank line with	§185a	184	Caret in	§180d	172
With fractions	§183b(iv)	180	Comma in	§179f	169	Comma in	§178a	162
With function names or their				§180d	172		§179f	169
abbreviations	§119	121	Decimal point in	§178a	162		§179f	169
	§138a(ii)	133	§180d	172		Division symbol in	§181	177
With hyphen	§45	51	§180f	175	Dollar symbol in	§180b	170	
With infinity	§170	156	§179f	169	§180d	172		
With integral sign	§171	156	§183c	182	Ellipsis in	§183c	182	
With long dash	§42	49	Following running head	§185a	184	For addition	§178	162
With itemized material in			For addition, with carried	§185b(i)	184	For addition, with carried		
tabular form	§193a(iv)	201	numbers	§185b(i)	184	For cancellation	§60	73
	§193b	202	For cancellation	§185b(i)	184	For continued fractions	§69	80
With miscellaneous			For continued fractions	§69	80	For determinants and		
symbols	§159-176	154-158	For determinants and	§185b(iv)	186	matrices	§185b(iv)	186
With numerals	§19	20	For division	§180	170	For division	§180	170
With omissions	§69	78	For fractions	§185b(ii)	186	Identifier with spatial arrange-	§181	177
	§138a(iii)	133	§178e	165	Identifier with spatial arrange-	§181	177	
With operation symbols	§138	133	§179d	167	Spacing with	§181	177	
With partial derivative	§164	155	§183b(iii)	186	Spatial arrangement for	§181	177	
With percent	§162	154	For addition, with carried	§185b(i)	184	Termination indicator with		
With pound (sterling)	§162	154	numbers	§185b(i)	184	spatial arrangement	§181	177
With prime	§172	156	For cancellation	§60	73	Subscripts		
With quantifiers	§173	157	For cancellation	§185b(i)	184	Numeric	§81a	95
With reference signs and			For continued fractions	§69	80	Numeric, multipurpose indicator		
symbols	§48a-b	53-54	For determinants and	§185b(iv)	186	with	§177(iii)	159
With runovers	§183b(i-ii)	179	For division	§180	170	(See also Superscripts and		
With shape symbols representing			For fractions	§70a-b	80	Subscripts)		
comparison signs	§115c	118	§178e	165	Subscript indicator, alignment in			
omission	§115b	117	§179d	167	spatial arrangement	§179e	168	
With shape symbols,			§183b(iv)	180	Subtraction			
representing operation signs	§115s	115	§185b(iii)	186	Identifier with cancellation in			
With since symbol	§174	157	For fractions with cancellation	§60	73	spatial arrangement for	§185b(i)	184
With spatial arrangement	§185a	184	For hypercomplex			Identifier with spatial arrange-	§185b(i)	184
	§185c	188	fractions	§68a	78	ment for	§185b(i)	184
With square root	§181	177	For mixed numbers	§178f	166	Of fractions	§178e	165
With symbols of grouping	§128	127-128	For mixed numbers	§178f	166	Of polynomials	§178g	166
With symbols of shape	§115a-d	117	For multiplication	§179d	167	Separation line in	§178c	162
With synthetic division	§182a	178	§185b(i)	184	Spatial arrangement for	§178	162	
With synthetic division	§182a	178	For non-decimal base			§185b(i)	184	
With tally marks	§138a(v)	133	numerals	§179e	168	Superscripts		
With therefore symbol	§174	157				Alignment in spatial		
With transcriber's enlarged						arrangement	§178g	166
grouping symbol	§184b	184				§179d	167	
						§180c	171	
						Denoting a footnote	§47	52
						Plurals and possessives of	§39	47
							§84	97

	Section	Page		Section	Page		Section	Page
Superscript indicator			Tables			Effectiveness		
Alignment in spatial arrangement	§178g	166	English-letter indicator with letters in	§30	36	Of	§32d	39
	§179d	167	Letters in	§30	36	With numerals	§32d	39
	§180c	171	Numerals in	§17	18	Literary termination symbol with	§32c	38
Not used with reference symbols	§46	52	Tabular material	§193	201	Non-use of	§34a-b	41
Superscripts and subscripts	XIII	82-97	Margins for non-spatial itemized	§193a-b	201-203	Numeric indicator with	§9e	12
Comma in	§78	88	Margins for spatial itemized	§193a-b	201-203	Use of	§11a	14
Consecutive	§80b	93	Tally marks			With alphabetic indicators	§32-33	37-41
Dash in	§79f	91	Multipurpose indicator with	§177 (vi)	159	With compound expressions	§32a,c	37,38
Direct	§76	86	Runover of	§175	157	With hyphenated expressions	§32c	38
Ellipsis in	§79f	91	Spacing with	§138a (v)	133	With labeled statements	§33a	39
Followed by comma at base-line level	§79b	90	Technical text			With letters	§32a	37
Followed by comparison symbol	§79f	91	Definition of	§4c	2	With mathematical statements	§32d	39
	§79g	92	Use of 41-cell line in	§4d	2	With numerals	§32a-c	37-38
Followed by punctuation indicator	§79b	90	Termination indicator, with spatial square root arrangement	§181	177	With numeric indicator	§32b-d	38-39
Function names in	§79d	91	Termination symbol, literary			With phrases	§33b	40
Hierarchy of	§72	83	With type-form indicators	§32c,d	38-39	With words	§33a	39
Left	§75	85	Therefore symbol, spacing with	§174	157	With words in formal proofs	§194a (iii)	204
Modified expressions in	§80b	93	Tilde			Type forms	V	36
	§91	103	As comparison sign	§144	143	Provision for five types		
	§76	86	As modifier	§102	107	Boldface	§31	37
Modifiers, as	§71	82	Multipurpose indicator with	§177 (ix)	160	Comparison sign in	§35a-b	41
Nature of and how to express	§82b	96	Use of	§7b	7	Operation sign in	§35a-b	41
Non-simultaneous	§77	86	Transcriber's enlarged grouping symbol			Vector in	§35a	41
Numeric subscripts	§79b	90	Spacing with	§184b	184	Italic	§31	37
Numeric symbol in	§79a	89	Use of	§184b	184	Regular	§31	37
Plural or possessive endings in	§80c	94	With runovers	§184b	184	Sanserif	§31	37
Primes, in addition to	§83	96	Transcriber's grouping symbols			English-letter indicator with	§26a	29
Punctuation associated with	§37 (x)	44	Numeric indicator with	§9g	13	Literary termination		
Shape symbol in	§79d	91	Use of	§125	126	symbol with	§32c,d	38-39
Simultaneous	§82a	96	Use of	§186a	188	Of numerals	§32b	38
Transcriber's note required with isolated expressions	§71	82	With Keying technique	§187c	189	Unified expressions		
Without an indicator	§71	82	Transcriber's notes	§186	188	Alignment in	§184a	183
Words, phrases, or abbreviations in	§79c	90	Required with:			Comparison symbols with	§185b (iv)	186
Superscript and subscript level indicators:			Capitalized letters in non-decimal base numerals	§13a	17	Enlarged grouping symbols with	§126	126
List of	XIII	82	Continental comma	§8a	7	Identifier with	§185b (iv)	186
Base-line			Continental decimal point	§8a	7	Operation symbol with	§185b (iv)	186
Before right grouping symbol	§81b-c	95	Formal proofs by step number and columnized	§194c	205	Punctuation symbol with	§185b (iv)	186
Non-use of	§81	95	Greek alternative forms	§23b	26	Spacing with	§184a	183
Use of	§79a	89	Isolated expression at superscript or subscript level	§71	82	Spatial arrangement for	§184b (iv)	186
With non-simultaneous superscripts and subscripts	§82b	96	Keying technique	§187c	189	Union, as comparison sign	§148	143
Change of level, circumstances determining	§79a-h	89-92	Polygons, irregular			Variation	§151 (xii)	144
Comma, contracted form	§78	88	Shapes other than basic	§107	114	Vertical bar		
Definition of	§73	83	Shapes with structural modification (not listed)	§110	114	As comparison sign	§145	143
Effectiveness of	§74	83-85	Transcriber-devised reference symbols	§46	52	Boldface, spacing with	§176	158
	§79	89-92	Transposition of			In boldface type	§176	158
Non-use of	§81	95-96	identifiers	§188b	191	Multipurpose indicator with	§177 (vii)	159
Orientation by	§74	83-85	Vectors modified by arrows	§35b	41	Vertical line		
Termination of	§79a-c	89	Runovers in	§186b	188	In division, spacing with	§180f	175
Use of	§80	93-95	Type-form, alphabetic, and capitalization indicators,			In boldface type	§182b	178
Symbol, braille, definition of	§2c	1	combinations of	App. A	208	Void set (empty set, null set)		
Synthetic division			Type-form indicators	V	36	Spacing with	§168	155
Identifier with	§185b (ii)	186	Lists of:			Whole word, punctuation associated with	§38 (iv)	44
Separation line in	§182b	178	For letters, numerals, and compound expressions	V	36	Words		
Spacing with	§182a	178	For words, phrases, and mathematical statements	V	36	In superscripts and subscripts	§79c	90
Spatial arrangement for	§182	178					§80c	94
						With type-form indicators	§33a	39